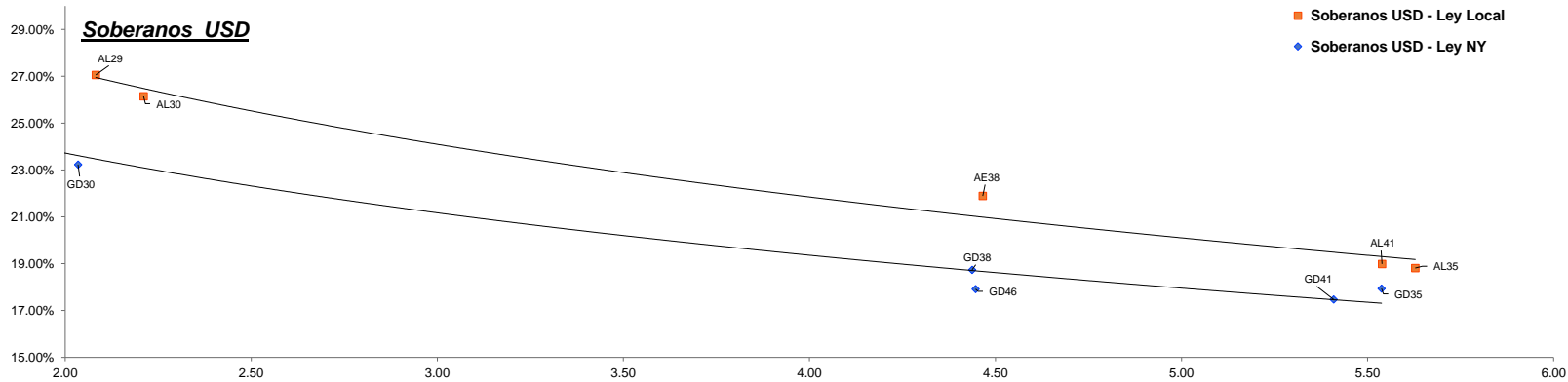


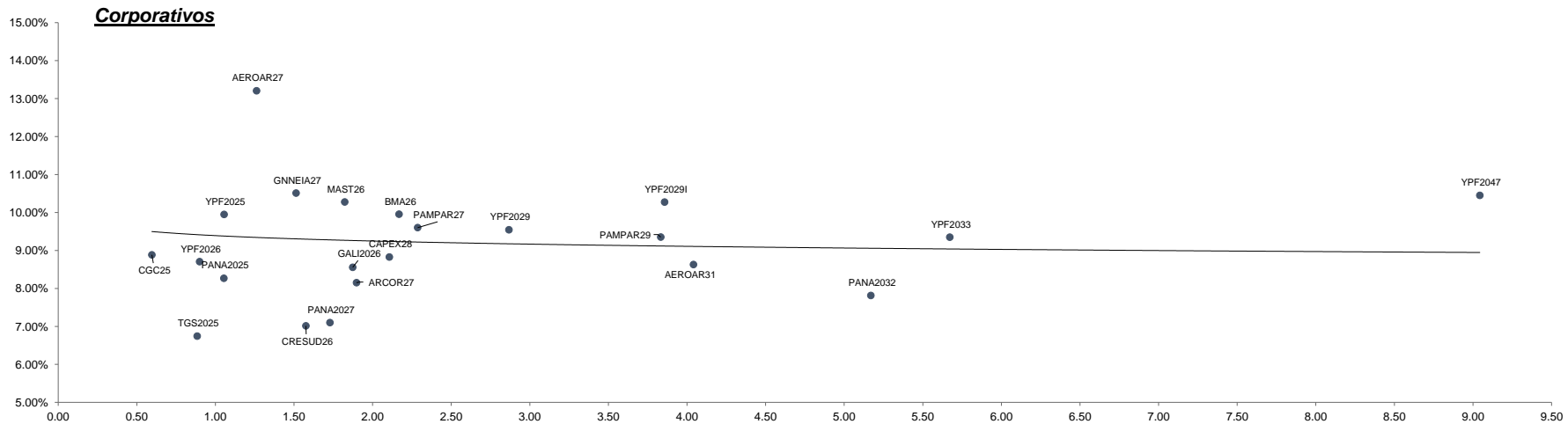
Fixed Income Research

Bond	Ticker	Maturity	V.R. (%)	Price	TIR	TNA	Next coupon	Cupon	Frec	Parity	M Dur	Outstanding (MM)	30-abr	MoM	
Soberanos USD															
Bonos Intern. 2029 Ley N.Y. - Step up	GD29	09-jul-29	100.00%	56.02	26.24%	24.72%	09-jul-24	1.000%	Sem.	56.19%	1.85	\$ 2,635.03	59.14	-5.28%	
Bonos Intern. 2030 Ley N.Y. - Step up	GD30	09-jul-30	100.00%	54.89	24.58%	23.23%	09-jul-24	0.750%	Sem.	55.02%	2.03	\$ 16,090.61	58.04	-5.43%	
Bonos Intern. 2035 Ley N.Y. - Step up	GD35	09-jul-35	100.00%	41.82	18.74%	17.94%	09-jul-24	3.625%	Sem.	42.63%	5.54	\$ 20,501.72	46.01	-9.11%	
Bonos Intern. 2038 Ley N.Y. - Step up	GD38	09-ene-38	100.00%	45.70	19.61%	18.74%	09-jul-24	4.250%	Sem.	46.58%	4.44	\$ 11,405.07	51.00	-10.39%	
Bonos Intern. 2041 Ley N.Y. - Step up	GD41	09-jul-41	100.00%	39.20	18.23%	17.47%	09-jul-24	3.500%	Sem.	40.02%	5.41	\$ 10,482.11	43.91	-10.73%	
Bonos Intern. 2046 Ley N.Y. - Step up	GD46	09-jul-46	100.00%	43.12	18.72%	17.91%	09-jul-24	3.625%	Sem.	43.91%	4.45	\$ 2,092.00	47.90	-9.98%	
BONAR 2029 - step up	AL29	09-jul-29	100.00%	55.56	27.06%	27.06%	09-jul-24	1.000%	Sem.	55.34%	2.08	\$ 2,194.28	56.63	-1.89%	
BONAR 2030 - step up	AL30	09-jul-30	100.00%	53.48	26.15%	26.15%	09-jul-24	0.750%	Sem.	53.32%	2.21	\$ 13,517.56	56.04	-4.57%	
BONAR 2035 - step up	AL35	09-jul-35	100.00%	43.07	18.81%	18.81%	09-jul-24	3.625%	Sem.	42.47%	5.63	\$ 19,069.87	46.62	-7.61%	
BONAR 2038 - step up	AE38	09-ene-38	100.00%	43.07	21.89%	21.89%	09-jul-24	4.250%	Sem.	42.37%	4.47	\$ 7,216.66	46.62	-7.61%	
BONAR 2041 - step up	AL41	09-jul-41	100.00%	39.02	21.89%	18.99%	09-jul-24	3.500%	Sem.	38.50%	5.54	\$ 1,500.11	43.62	-10.55%	
Soberanos Euros															
Bonos Intern. 2029 Euros - Step up	GE29	09-jul-29	100.00%	53.30	28.02%	28.02%	09-jul-24	0.500%	Sem.	53.39%	1.83	\$ 90.39	54.86	-2.84%	
Bonos Intern. 2030 Euros - Step up	GE30	09-jul-30	100.00%	51.84	25.97%	25.97%	09-jul-24	0.125%	Sem.	51.86%	2.01	\$ 1,165.59	54.55	-4.97%	
Bonos Intern. 2035 Euros - Step up	GE35	09-jul-35	100.00%	40.07	18.37%	18.37%	09-jul-24	2.500%	Sem.	40.65%	5.72	\$ 298.80	41.57	-3.61%	
Bonos Intern. 2038 Euros - Step up	GE38	09-ene-38	100.00%	40.72	20.71%	20.71%	09-jul-24	3.750%	Sem.	41.57%	4.44	\$ 809.34	44.61	-8.72%	
Bonos Intern. 2041 Euros - Step up	GE41	09-jul-41	100.00%	36.13	18.73%	18.73%	09-jul-24	3.000%	Sem.	36.87%	5.48	\$ 1,572.60	38.82	-6.93%	
Bonos Intern. 2046 Euros - Step up	GE46	09-jul-46	100.00%	39.17	19.85%	19.85%	09-jul-24	2.500%	Sem.	39.76%	4.44	\$ 248.13	43.04	-8.99%	
Banco Central USD															
BOPREAL Serie 1A	BPOA7	30-abr-25	100.00%	87.63	24.25%	22.93%	31-oct-24	5.000%	Sem.	44%	0.73	\$ 996.00	87.87	-0.27%	
BOPREAL Serie 2	BPJ25	30-jun-25	100.00%	93.84	10.68%	10.41%	31-jul-24	0.000%	Sem.	80%	0.57	\$ 1,494.00	92.42	1.54%	
BOPREAL Serie 1B	BPOB7	30-abr-26	100.00%	79.00	20.86%	19.87%	31-oct-24	5.000%	Sem.	40%	1.51	\$ 996.00	79.06	-0.08%	
BOPREAL Serie 3	BPY26	31-may-26	100.00%	78.11	19.59%	18.72%	31-ago-24	3.000%	Sem.	0%	1.55	\$ 892.00	78.86	-0.95%	
BOPREAL Serie 1C	BPOC7	30-abr-27	100.00%	70.44	20.59%	19.63%	31-oct-24	5.000%	Sem.	35%	2.22	\$ 1,494.00	73.30	-3.90%	
BOPREAL Serie 1D	BPOD7	31-oct-27	100.00%	69.40	20.06%	19.15%	31-oct-24	5.000%	Sem.	68%	2.39	\$ 1,494.00	71.25	-2.60%	
Provinciales															
Buenos Aires 2037A	BA37D	01-sep-37	98.17%	44.94	27.53%	25.86%	01-sep-24	6.625%	Sem.	44.25%	3.19	\$ 6,086.54	45.42	-1.06%	
Buenos Aires 2037B	BB37D	01-sep-37	100.00%	38.80	23.60%	22.35%	01-sep-24	5.875%	Sem.	38.29%	4.74	\$ 770.00	37.47	3.55%	
Buenos Aires 2037C	BC37D	01-sep-37	100.00%	35.67	24.07%	22.78%	01-sep-24	5.250%	Sem.	35.24%	4.81	\$ 150.00	34.74	2.68%	
Ciudad de Bs. As. 2027	CABA27	01-jun-27	100.00%	102.09	6.43%	6.33%	01-jun-24	7.500%	Sem.	102.01%	1.77	\$ 890.00	100.51	1.57%	
Cordoba 2025	PDCAR25	10-dic-25	66.67%	93.11	17.50%	16.79%	10-jun-24	3.000%	Sem.	93.33%	0.66	\$ 452.67	91.52	1.74%	
Cordoba 2027	PDCAR27	01-jun-27	100.00%	81.13	18.28%	17.51%	01-jun-24	3.000%	Sem.	81.76%	1.83	\$ 494.00	79.14	2.51%	
Cordoba 2029	PDCAR29	01-feb-29	100.00%	75.29	16.12%	15.52%	01-ago-24	3.000%	Sem.	75.83%	3.08	\$ 433.00	73.33	2.67%	
Ciudad de Córdoba 2027	COROA27	29-sep-27	0.00%	77.49	24.94%	23.55%	29-sep-24	Step-up	Sem.	77.75%	1.39	\$ -	76.35	1.49%	
Mendoza 2029	PMM29	19-mar-29	76.92%	84.12	14.10%	13.63%	19-sep-24	2.750%	Sem.	84.30%	2.05	\$ 432.31	81.13	3.69%	
Chubut 2026	BOGAR26	26-jul-26	37.50%	89.14	19.99%	18.65%	26-jul-24	7.750%	Trim.	89.21%	1.01	\$ 243.75	89.86	-0.80%	
Neuquen 2030 abr	NEU30A	27-abr-30	92.31%	84.29	13.87%	13.42%	27-oct-24	2.500%	Sem.	84.38%	2.46	\$ 337.85	82.70	1.92%	
Santa Fe 2027	SFE27	01-nov-27	100.00%	87.45	13.61%	13.17%	01-nov-24	6.900%	Sem.	87.51%	2.07	\$ 250.00	86.89	0.64%	
Rio Negro 2028	PRN28	10-mar-28	88.89%	64.23	37.90%	34.86%	10-sep-24	2.750%	Sem.	64.76%	1.32	\$ 200.00	61.03	5.24%	
Tierra del fuego 2027	FUE27	17-abr-27	43.00%	90.57	16.84%	15.87%	17-jul-24	8.950%	Trim.	90.67%	1.38	\$ 88.21	90.36	0.23%	

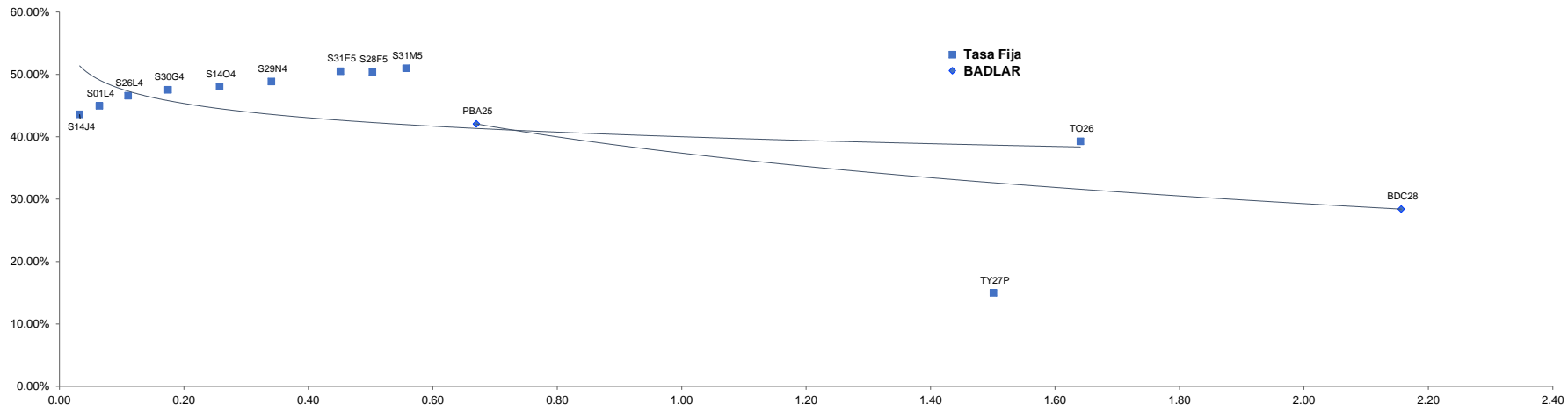


Fixed Income Research

Bond	Ticker	Maturity	V.R. (%)	Price	TIR	TNA	Next coupon	Cupon	Frec	Parity	M Dur	Outstanding (MM)	30/4	MoM
Corporativos														
Alimentos y bebidas														
Cresud 2026	CRESUD26	03-mar-26	100.00%	101.81	7.01%	6.89%	03-jul-24	8.000%	Sem.	101.75%	1.58	\$ 70.57	-	-
Mastellone 2026	MAST26	30-jun-26	100.00%	101.93	10.28%	9.90%	30-jun-24	10.950%	Sem.	101.90%	1.82	\$ 110.87	-	-
Arcor 2027	ARCOR27	09-oct-27	100.00%	100.46	8.15%	7.99%	09-oct-24	8.250%	Sem.	100.45%	1.90	\$ 127.94	100.58	-0.12%
Bancos														
Galicia 2026	GALI2026	19-jul-26	100.00%	99.70	8.56%	8.38%	19-jul-24	8.250%	Sem.	99.71%	1.87	\$ 250.00	99.91	-0.21%
Banco Macro 2026	BMA26	04-nov-26	100.00%	93.65	9.95%	9.72%	04-nov-24	6.750%	Sem.	93.68%	2.17	\$ 400.00	93.52	0.14%
Petróleo y Gas														
Cia Gral de Combustible 2025	CGC25	08-mar-25	46.80%	100.42	8.89%	8.70%	08-sep-24	9.500%	Sem.	100.41%	0.60	\$ 140.40	100.44	-0.02%
Transportadora Gas del Sur 2025	TGS2025	02-may-25	100.00%	95.90	6.74%	6.63%	04-nov-24	6.750%	Sem.	100.00%	0.88	\$ 500.00	-	-
Panamerican Energy 2025	PANA2025	21-jul-25	100.00%	99.06	8.27%	8.10%	23-jul-24	7.250%	Sem.	99.08%	1.05	\$ 105.15	-	-
Panamerican Energy 2027	PANPAR27	30-abr-27	100.00%	103.75	7.10%	6.88%	30-oct-24	9.125%	Sem.	103.72%	1.73	\$ 300.00	103.43	0.31%
Pampa Energía 2027	PAMPAR27	24-ene-27	100.00%	95.59	9.60%	9.38%	24-jul-24	7.500%	Sem.	95.70%	2.29	\$ 750.00	95.16	0.45%
Capex 2028	CAPEX28	25-ago-28	100.00%	101.25	8.83%	8.64%	25-ago-24	9.250%	Sem.	101.22%	2.11	\$ 239.00	100.40	0.85%
Pampa Energía 2029	PAMPAR29	15-abr-29	100.00%	99.88	9.35%	9.14%	15-oct-24	9.125%	Sem.	99.88%	3.83	\$ 292.53	99.75	0.13%
YPF 2025	YPF2025	28-jul-25	100.00%	98.64	9.95%	9.71%	28-jul-24	8.500%	Sem.	98.68%	1.06	\$ 1,500.00	97.79	0.87%
YPF2026 (Clase XVI)	YPF2026	12-feb-26	53.85%	100.47	8.71%	8.44%	12-ago-24	4.000%	Trim.	100.47%	0.90	\$ 417.48	100.54	-0.07%
YPF2029 (Clase XVII)	YPF2029	30-jun-29	100.00%	98.94	9.54%	9.33%	30-jun-24	9.000%	Sem.	98.98%	2.87	\$ 747.00	98.98	-0.04%
YPF2029 (Clase I)	YPF2029I	27-jun-29	100.00%	93.95	10.27%	10.02%	27-jun-24	8.500%	Sem.	94.16%	3.86	\$ 500.00	94.18	-0.24%
Panamerican Energy 2032	PANA2032	30-abr-32	100.00%	104.34	7.81%	7.67%	30-oct-24	8.500%	Sem.	104.31%	5.17	\$ 400.00	-	-
YPF2033 (Clase XVIII)	YPF2033	30-sep-33	100.00%	88.18	9.35%	9.14%	30-sep-24	7.000%	Sem.	88.31%	5.67	\$ 575.00	86.90	1.47%
YPF 2047	YPF2047	15-dic-47	100.00%	71.60	10.45%	10.19%	15-jun-24	7.000%	Sem.	72.48%	9.04	\$ 750.00	73.00	-1.92%
Utilidades														
Genneia 2027	GNNEIA27	02-sep-27	70.00%	97.62	10.51%	10.25%	02-sep-24	8.750%	Sem.	97.67%	1.51	\$ 256.28	-	-
Otros														
Telecom 2025	TECO25	06-ago-25	67.00%	95.90	15.51%	14.95%	06-ago-24	8.500%	Trim.	96.01%	0.61	\$ 260.54	-	-
Aeropuertos Argentina 2000	AEROAR27	01-feb-27	45.83%	95.90	13.20%	12.60%	01-ago-24	9.375%	Trim.	95.93%	1.26	\$ 140.25	95.62	0.29%
Aeropuertos Argentina 2000	AEROAR31	01-ago-31	100.00%	100.49	8.63%	8.36%	01-ago-24	8.500%	Trim.	100.49%	4.04	\$ 64.00	99.85	0.64%



Curva Pesos



DISCLAIMER

Este informe ha sido elaborado a título informativo. El presente NO debe ser tomado como una recomendación o instrucción, y n o reviste carácter de ofertas de productos y/o servicios ni solicitud de orden de compra y/o venta. Banco CMF S.A. no será responsable por ningún error y/u omisión del contenido.