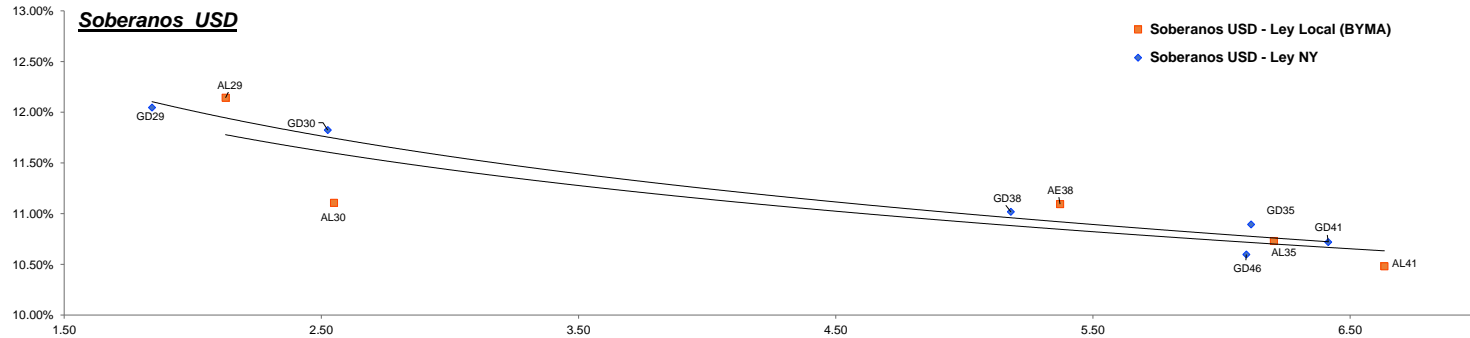


Fixed Income Research

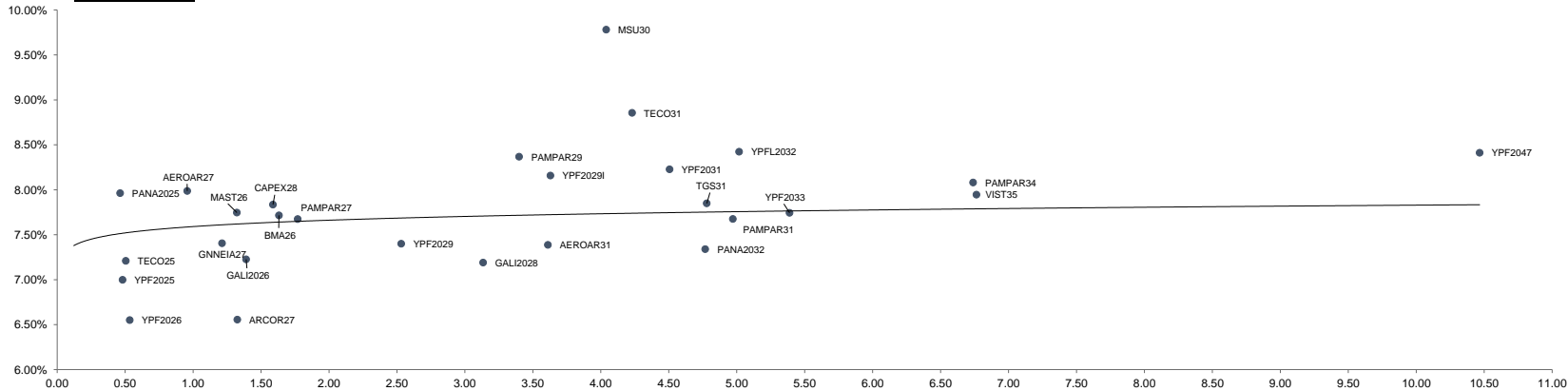
| Bond | Ticker | Maturity | V.R. (%) | Price | TIR | TNA | Next coupon | Cupon | Frec | Parity | M Dur | Outstanding (MM) | 30-dic | MoM |
|---------------------------------------|---------|-----------|----------|--------|--------|--------|-------------|---------|-------|--------|-------|------------------|--------|---------|
| Soberanos USD | | | | | | | | | | | | | | |
| Bonos Intern. 2029 Ley N.Y. - Step up | GD29 | 09-jul-29 | 90.00% | 77.79 | 12.41% | 12.05% | 09-jul-25 | 1.000% | Sem. | 78% | 1.84 | \$ 2,371.53 | 81.32 | -4.34% |
| Bonos Intern. 2030 Ley N.Y. - Step up | GD30 | 09-jul-30 | 88.00% | 74.66 | 12.17% | 11.82% | 09-jul-25 | 0.750% | Sem. | 75% | 2.52 | \$ 14,159.74 | 77.31 | -3.43% |
| Bonos Intern. 2035 Ley N.Y. - Step up | GD35 | 09-jul-35 | 100.00% | 66.74 | 11.19% | 10.89% | 09-jul-25 | 4.125% | Sem. | 67% | 6.11 | \$ 20,501.72 | 66.62 | 0.18% |
| Bonos Intern. 2038 Ley N.Y. - Step up | GD38 | 09-ene-38 | 100.00% | 70.64 | 11.32% | 11.02% | 09-jul-25 | 5.000% | Sem. | 71% | 5.18 | \$ 11,405.07 | 70.05 | 0.84% |
| Bonos Intern. 2041 Ley N.Y. - Step up | GD41 | 09-jul-41 | 100.00% | 62.34 | 11.01% | 10.72% | 09-jul-25 | 3.500% | Sem. | 62% | 6.41 | \$ 10,482.11 | 62.74 | -0.64% |
| Bonos Intern. 2046 Ley N.Y. - Step up | GD46 | 09-jul-46 | 97.73% | 65.73 | 10.88% | 10.60% | 09-jul-25 | 4.125% | Sem. | 66% | 6.10 | \$ 2,044.45 | 66.67 | -1.41% |
| BONAR 2029 - step up (BYMA, dirty) | AL29 | 09-jul-29 | 90.00% | 69.89 | 12.51% | 12.14% | 09-jul-25 | 1.000% | Sem. | 78% | 2.13 | \$ 1,255.41 | 82.10 | -14.87% |
| BONAR 2030 - step up (BYMA, dirty) | AL30 | 09-jul-30 | 88.00% | 66.93 | 11.42% | 11.11% | 09-jul-25 | 0.750% | Sem. | 76% | 2.55 | \$ 11,951.54 | 76.26 | -12.24% |
| BONAR 2035 - step up (BYMA, dirty) | AL35 | 09-jul-35 | 100.00% | 67.55 | 11.02% | 10.73% | 09-jul-25 | 4.250% | Sem. | 67% | 6.20 | \$ 10,151.85 | 70.09 | -3.63% |
| BONAR 2038 - step up (BYMA, dirty) | AE38 | 09-ene-38 | 100.00% | 70.50 | 11.40% | 11.09% | 09-jul-25 | 5.000% | Sem. | 70% | 5.37 | \$ 7,231.45 | 73.95 | -4.66% |
| BONAR 2041 - step up (BYMA, dirty) | AL41 | 09-jul-41 | 100.00% | 63.44 | 10.76% | 10.48% | 09-jul-25 | 3.500% | Sem. | 63% | 6.63 | \$ 1,542.23 | 66.20 | -4.17% |
| Soberanos Euros | | | | | | | | | | | | | | |
| Bonos Intern. 2029 Euros - Step up | GE29 | 09-jul-29 | 90.00% | 75.96 | 12.95% | 12.55% | 09-jul-25 | 0.500% | Sem. | 76% | 1.84 | \$ 81.35 | 77.97 | -2.58% |
| Bonos Intern. 2030 Euros - Step up | GE30 | 09-jul-30 | 88.00% | 73.13 | 11.86% | 11.52% | 09-jul-25 | 0.125% | Sem. | 73% | 2.29 | \$ 1,025.72 | 74.64 | -2.02% |
| Bonos Intern. 2035 Euros - Step up | GE35 | 09-jul-35 | 100.00% | 63.46 | 11.12% | 10.83% | 09-jul-25 | 3.875% | Sem. | 64% | 6.21 | \$ 298.80 | 61.91 | 2.50% |
| Bonos Intern. 2038 Euros - Step up | GE38 | 09-ene-38 | 100.00% | 66.20 | 11.55% | 11.23% | 09-jul-25 | 4.250% | Sem. | 66% | 5.25 | \$ 809.34 | 64.81 | 2.14% |
| Bonos Intern. 2041 Euros - Step up | GE41 | 09-jul-41 | 100.00% | 58.99 | 11.22% | 10.92% | 09-jul-25 | 3.000% | Sem. | 59% | 6.49 | \$ 1,572.60 | 57.75 | 2.15% |
| Bonos Intern. 2046 Euros - Step up | GE46 | 09-jul-46 | 97.73% | 62.06 | 11.03% | 10.74% | 09-jul-25 | 3.750% | Sem. | 62% | 6.16 | \$ 242.49 | 61.49 | 0.93% |
| Banco Central USD | | | | | | | | | | | | | | |
| BOPREAL Serie 1A | BPOA7 | 30-abr-25 | 100.00% | 94.46 | 29.04% | 27.19% | 30-abr-25 | 5.000% | Sem. | 95% | 0.22 | \$ 996.01 | 94.31 | 0.16% |
| BOPREAL Serie 2 | BPJ25 | 30-jun-25 | 50.00% | 51.00 | -7.82% | -7.82% | 31-ene-25 | 0.000% | Mens. | 102% | 0.41 | \$ 1,000.00 | 51.21 | -0.41% |
| BOPREAL Serie 1B | BPOB7 | 30-abr-26 | 100.00% | 90.97 | 13.31% | 12.90% | 30-abr-25 | 5.000% | Sem. | 91% | 1.09 | \$ 996.01 | 89.20 | 1.98% |
| BOPREAL Serie 3 | BPY26 | 31-may-26 | 100.00% | 93.46 | 9.57% | 9.35% | 28-feb-25 | 3.000% | Sem. | 93% | 1.04 | \$ 3,000.00 | 91.44 | 2.21% |
| BOPREAL Serie 1C | BPOC7 | 30-abr-27 | 100.00% | 89.25 | 10.70% | 10.43% | 30-abr-25 | 5.000% | Sem. | 89% | 1.94 | \$ 1,494.01 | 87.53 | 1.97% |
| BOPREAL Serie 1D | BPOD7 | 31-oct-27 | 100.00% | 89.08 | 10.24% | 9.99% | 30-abr-25 | 5.000% | Sem. | 89% | 2.15 | \$ 3,402.04 | 87.72 | 1.55% |
| Provinciales | | | | | | | | | | | | | | |
| Buenos Aires 2037A | BA37D | 01-sep-37 | 96.34% | 69.31 | 14.85% | 14.33% | 03-mar-25 | 6.625% | Sem. | 70% | 4.11 | \$ 5,973.08 | 66.68 | 3.94% |
| Buenos Aires 2037B | BB37D | 01-sep-37 | 100.00% | 60.47 | 14.56% | 14.06% | 01-mar-25 | 5.875% | Sem. | 61% | 5.44 | \$ 770.00 | 58.00 | 4.26% |
| Buenos Aires 2037C | BC37D | 01-sep-37 | 100.00% | 49.68 | 17.36% | 16.67% | 01-mar-25 | 5.250% | Sem. | 51% | 5.24 | \$ 150.00 | 47.71 | 4.13% |
| Ciudad de Bs. As. 2027 | CABA27 | 01-jun-27 | 100.00% | 100.37 | 7.32% | 7.19% | 01-jun-25 | 7.500% | Sem. | 100% | 1.24 | \$ 890.00 | 100.88 | -0.51% |
| Cordoba 2025 | PDCAR25 | 10-dic-25 | 33.33% | 98.09 | 10.28% | 10.03% | 10-jun-25 | 3.000% | Sem. | 98% | 0.60 | \$ 226.33 | 98.14 | -0.05% |
| Cordoba 2027 | PDCAR27 | 01-jun-27 | 100.00% | 94.89 | 10.81% | 10.53% | 01-jun-25 | 3.000% | Sem. | 95% | 1.44 | \$ 494.00 | 94.31 | 0.61% |
| Cordoba 2029 | PDCAR29 | 01-feb-29 | 100.00% | 92.82 | 9.68% | 9.45% | 01-feb-25 | 3.000% | Sem. | 93% | 2.74 | \$ 433.00 | 92.31 | 0.55% |
| Ciudad de Córdoba 2027 | COROA27 | 29-sep-27 | 75.00% | 83.42 | 22.80% | 21.63% | 29-mar-25 | Step-up | Sem. | 84% | 1.12 | \$ 421.50 | 83.30 | 0.14% |
| Mendoza 2029 | PMM29 | 19-mar-29 | 69.23% | 93.19 | 9.63% | 9.41% | 19-mar-25 | 2.750% | Sem. | 93% | 1.84 | \$ 389.08 | 92.36 | 0.90% |
| Chubut 2030 | CHUBT30 | 26-jul-30 | 60.33% | 97.82 | 9.37% | 9.06% | 27-ene-25 | 7.750% | Trim. | 98% | 0.37 | \$ 392.17 | 96.74 | 1.12% |
| Neuquen 2030 (No Garant) | NEU30A | 27-abr-30 | 84.62% | 95.33 | 9.06% | 8.87% | 27-abr-25 | 2.500% | Sem. | 95% | 2.31 | \$ 309.69 | 94.95 | 0.40% |
| Neuquen 2030 (Garant) | NEU30M | 12-may-30 | 67.77% | 102.90 | 7.58% | 7.38% | 12-feb-25 | 5.170% | Sem. | 103% | 2.29 | \$ 243.63 | 102.90 | 0.00% |
| Santa Fe 2027 | SFE27 | 01-nov-27 | 100.00% | 96.26 | 9.45% | 9.24% | 01-may-25 | 6.900% | Sem. | 96% | 1.57 | \$ 250.00 | 95.65 | 0.64% |
| Rio Negro 2028 | PRN28 | 10-mar-28 | 77.78% | 83.53 | 20.71% | 19.73% | 10-mar-25 | 2.750% | Sem. | 84% | 1.27 | \$ 175.00 | 83.56 | -0.04% |
| Tierra del fuego 2027 | FUE27 | 17-abr-27 | 34.00% | 97.50 | 11.58% | 11.11% | 17-abr-25 | 8.950% | Trim. | 98% | 1.18 | \$ 69.74 | 97.65 | -0.15% |



Fixed Income Research

| Bond | Ticker | Maturity | V.R. (%) | Price | TIR | TNA | Next coupon | Cupon | Frec | Parity | M Dur | Outstanding (MM) | 30-dic | MoM |
|----------------------------------|----------|-----------|----------|--------|--------|--------|-------------|---------|-------|--------|-------|------------------|--------|--------|
| Corporativos | | | | | | | | | | | | | | |
| Alimentos y bebidas | | | | | | | | | | | | | | |
| Cresud 2026 | CRESUD26 | 03-mar-26 | 100.00% | 103.26 | 5.03% | 4.96% | 03-jul-25 | 8.000% | Sem. | 103% | 1.06 | \$ 70.57 | 103.13 | 0.13% |
| Mastellone 2026 | MAST26 | 30-jun-26 | 100.00% | 104.63 | 7.75% | 7.53% | 30-mar-25 | 10.950% | Trim. | 105% | 1.32 | \$ 110.87 | 103.98 | 0.63% |
| Arcor 2027 | ARCOR27 | 09-oct-27 | 85.72% | 102.40 | 6.56% | 6.45% | 09-abr-25 | 8.250% | Sem. | 102% | 1.33 | \$ 109.67 | 101.78 | 0.61% |
| Bancos | | | | | | | | | | | | | | |
| Galicia 2026 | GALI2026 | 19-jul-26 | 100.00% | 101.24 | 7.23% | 7.10% | 21-jul-25 | 8.250% | Sem. | 101% | 1.39 | \$ 250.00 | 100.37 | 0.87% |
| Banco Macro 2026 | BMA26 | 04-nov-26 | 100.00% | 98.44 | 7.72% | 7.57% | 04-may-25 | 6.750% | Sem. | 98% | 1.63 | \$ 400.00 | 97.82 | 0.63% |
| Galicia 2028 | GALI2028 | 10-oct-28 | 100.00% | 102.14 | 7.19% | 7.07% | 10-abr-25 | 7.750% | Sem. | 102% | 3.13 | \$ 325.00 | 102.43 | -0.28% |
| Petróleo y Gas | | | | | | | | | | | | | | |
| Cia Gral de Combustible 2025 | CGC25 | 08-mar-25 | 33.50% | 99.75 | 11.55% | 11.23% | 08-mar-25 | 9.500% | Sem. | 100% | 0.12 | \$ 68.44 | 99.88 | -0.13% |
| Panamerican Energy 2025 | PANA2025 | 21-jul-25 | 100.00% | 99.70 | 7.96% | 7.81% | 21-ene-25 | 7.250% | Sem. | 100% | 0.46 | \$ 105.15 | 99.85 | -0.15% |
| YPF 2025 | YPF2025 | 28-jul-25 | 100.00% | 100.75 | 7.00% | 6.88% | 28-ene-25 | 8.500% | Sem. | 101% | 0.48 | \$ 1,131.77 | 101.13 | -0.38% |
| YPF2026 (Clase XVI) | YPF2026 | 12-feb-26 | 38.46% | 101.39 | 6.55% | 6.40% | 12-feb-25 | 4.000% | Trim. | 101% | 0.53 | \$ 298.20 | 101.35 | 0.04% |
| Panamerican Energy 2027 | PANA2027 | 30-abr-27 | 100.00% | 104.14 | 5.73% | 5.65% | 30-abr-25 | 9.125% | Sem. | 104% | 1.17 | \$ 300.00 | 103.76 | 0.37% |
| Pampa Energía 2027 | PAMPAR27 | 24-ene-27 | 100.00% | 99.86 | 7.67% | 7.53% | 24-ene-25 | 7.500% | Sem. | 100% | 1.77 | \$ 750.00 | 100.47 | -0.61% |
| Capex 2028 | CAPEX28 | 25-ago-28 | 100.00% | 102.49 | 7.83% | 7.69% | 25-feb-25 | 9.250% | Sem. | 102% | 1.59 | \$ 188.80 | 102.65 | -0.16% |
| Pampa Energía 2029 | PAMPAR29 | 15-abr-29 | 100.00% | 103.19 | 8.37% | 8.20% | 15-abr-25 | 9.125% | Sem. | 103% | 3.40 | \$ 300.00 | 103.23 | -0.04% |
| YPF2029 (Clase XVII) | YPF2029 | 30-jun-29 | 100.00% | 104.45 | 7.40% | 7.27% | 30-jun-25 | 9.000% | Sem. | 104% | 2.53 | \$ 747.00 | 103.64 | 0.78% |
| YPF2029 (Clase I) | YPF2029I | 27-jun-29 | 100.00% | 101.82 | 8.16% | 8.00% | 27-jun-25 | 8.500% | Sem. | 102% | 3.63 | \$ 500.00 | 102.09 | -0.26% |
| MSU Energy (Clase XII Serie B) | MSU30 | 05-dic-30 | 100.00% | 100.75 | 9.78% | 9.55% | 05-jun-25 | 9.750% | Sem. | 101% | 4.04 | \$ 172.65 | 98.33 | 2.46% |
| Transportadora Gas del Sur 2031 | TGS31 | 24-jul-31 | 100.00% | 103.95 | 7.85% | 7.70% | 24-ene-25 | 8.500% | Sem. | 104% | 4.78 | \$ 490.00 | 104.37 | -0.40% |
| Pampa Energía 2031 | PAMPAR31 | 10-sep-31 | 100.00% | 102.08 | 7.68% | 7.53% | 10-mar-25 | 7.950% | Sem. | 102% | 4.97 | \$ 410.00 | 102.05 | 0.03% |
| YPF 2031 | YPF2031 | 11-sep-31 | 100.00% | 103.14 | 8.23% | 8.06% | 11-mar-25 | 8.750% | Sem. | 103% | 4.51 | \$ 500.00 | 103.09 | 0.05% |
| Panamerican Energy 2032 | PANA2032 | 30-abr-32 | 100.00% | 106.33 | 7.34% | 7.21% | 30-abr-25 | 8.500% | Sem. | 106% | 4.77 | \$ 400.00 | 106.44 | -0.10% |
| YPF Luz 2032 | YPFL2032 | 16-oct-32 | 100.00% | 98.00 | 8.42% | 8.25% | 16-abr-25 | 7.875% | Sem. | 98% | 5.02 | \$ 420.00 | 98.83 | -0.84% |
| YPF2033 (Clase XVIII) | YPF2033 | 30-sep-33 | 100.00% | 96.68 | 7.74% | 7.60% | 30-mar-25 | 7.000% | Sem. | 97% | 5.39 | \$ 575.65 | 98.12 | -1.47% |
| Pampa Energía 2034 (Clase XXIII) | PAMPAR34 | 16-dic-34 | 100.00% | 99.60 | 8.08% | 7.92% | 16-jun-25 | 7.875% | Sem. | 100% | 6.74 | \$ 360.00 | 99.63 | -0.03% |
| Vista Energy 2035 | VIST35 | 10-dic-35 | 100.00% | 98.89 | 7.95% | 7.79% | 10-jun-25 | 7.625% | Sem. | 99% | 6.76 | \$ 600.00 | 99.46 | -0.57% |
| YPF 2047 | YPF2047 | 15-dic-47 | 100.00% | 87.24 | 8.41% | 8.24% | 15-jun-25 | 7.000% | Sem. | 87% | 10.47 | \$ 750.00 | 88.90 | -1.87% |
| Utilidades | | | | | | | | | | | | | | |
| Genneia 2027 | GNNEIA27 | 02-sep-27 | 60.00% | 101.81 | 7.41% | 7.27% | 02-mar-25 | 8.750% | Sem. | 102% | 1.21 | \$ 219.67 | 101.35 | 0.45% |
| Otros | | | | | | | | | | | | | | |
| Telecom 2025 | TECO25 | 06-ago-25 | 34.00% | 100.68 | 7.21% | 7.08% | 06-feb-25 | 8.500% | Sem. | 101% | 0.50 | \$ 112.37 | 100.62 | 0.06% |
| Aeropuertos Argentina 2000 | AEROAR27 | 01-feb-27 | 37.50% | 99.10 | 7.99% | 7.76% | 03-feb-25 | 9.375% | Trim. | 99% | 0.96 | \$ 114.75 | 99.11 | -0.01% |
| Telecom 2031 | TECO31 | 18-jul-31 | 100.00% | 103.58 | 8.86% | 8.67% | 18-jul-25 | 9.500% | Sem. | 104% | 4.23 | \$ 617.22 | 102.95 | 0.61% |
| Aeropuertos Argentina 2000 | AEROAR31 | 01-ago-31 | 100.00% | 104.85 | 7.39% | 7.19% | 01-feb-25 | 8.500% | Trim. | 105% | 3.61 | \$ 272.95 | 105.85 | -0.94% |

Corporativos

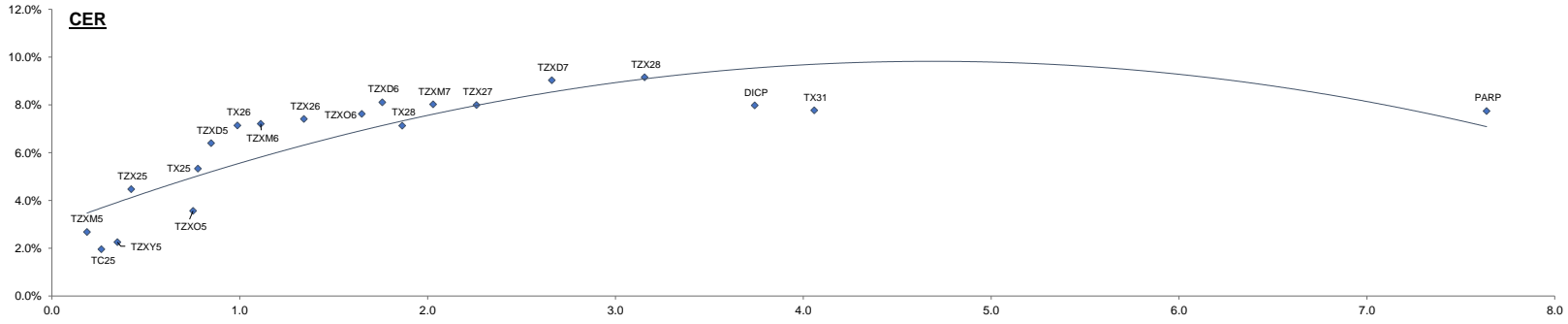


Fixed Income Research

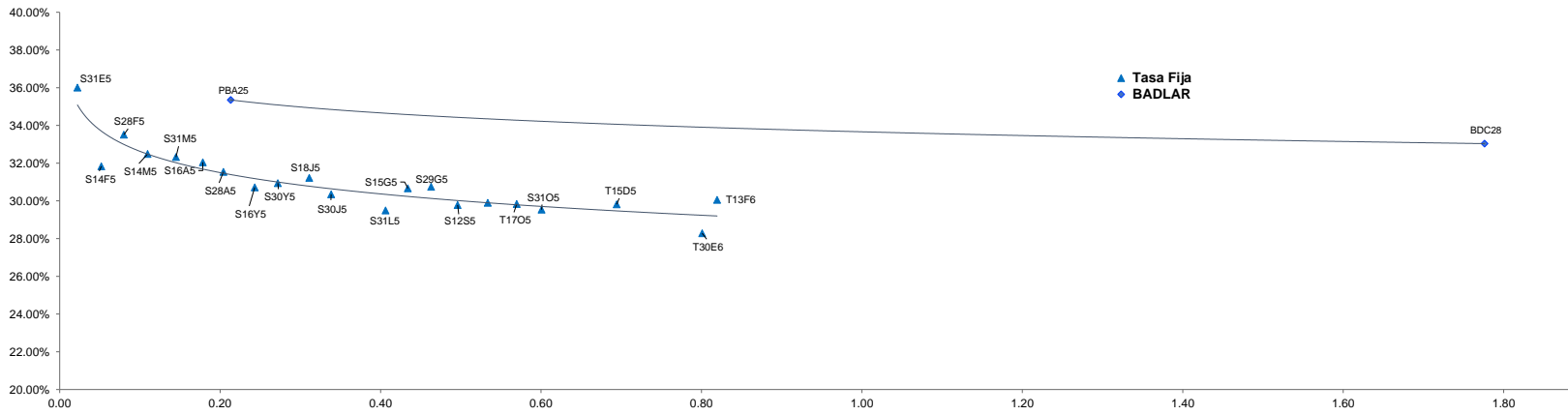


| | |
|--------------|---------|
| Dólar | 1044.50 |
| LeFi | 32.00% |
| Badlar Priv. | 30.69% |
| CER | 522.36 |
| SOFR | 4.29% |

| Bond | | | | | | | | | | | | | | |
|--|----------|-----------|----------|------------|---------|-------------|-------------|-----------------|--------|--------|------------------|------------------|------------|--------|
| Ajustables por CER (*) | Ticker | Maturity | V.R. (%) | Price | TIR | TNA | Next coupon | Cupon | Frec | Parity | M Dur | Outstanding (MM) | 30-dic | MoM |
| Bono Dual 01/2025 | TDE25 | 31-ene-25 | 100.00% | 132,400.00 | 51.48% | 41.79% | 31-ene-25 | Fijo 3.25% | Sem. | 99% | 0.02 | \$ 8,596.00 | 130,300.00 | 1.61% |
| Bono del Tesoro CER 02/2025 | T2X5 | 14-feb-25 | 100.00% | 648.70 | 42.83% | 39.03% | 14-feb-25 | Fija 4.25% | Sem. | 98% | 0.06 | \$ 917,159.00 | 634.30 | 2.27% |
| Bono del Tesoro CER 03/2025 | TZXM5 | 31-mar-25 | 100.00% | 142.60 | 2.71% | 2.68% | 31-mar-25 | Fijo 0% | Sem. | 99% | 0.19 | \$ 492,841.00 | 138.00 | 3.33% |
| BONCER 2025 | TC25 | 27-abr-25 | 100.00% | 5,799.00 | 1.97% | 1.96% | 27-abr-25 | Fija 4% | Sem. | 101% | 0.26 | \$ 29,097.80 | 5,663.00 | 2.40% |
| Bono del Tesoro CER 05/2025 | TZXY5 | 30-may-25 | 100.00% | 107.00 | 2.27% | 2.25% | 30-may-25 | Fijo 0% | Sem. | 99% | 0.35 | \$ 504,865.00 | 104.00 | 2.88% |
| Bono del Tesoro CER 06/2025 | TZ25 | 30-jun-25 | 100.00% | 207.95 | 4.53% | 4.48% | 30-jun-25 | Fijo 0% | Sem. | 98% | 0.42 | \$ 1,831,695.96 | 200.70 | 3.61% |
| Bono del Tesoro CER 10/2025 | TZXO5 | 09-nov-25 | 100.00% | 104.95 | 3.58% | 3.56% | 09-nov-25 | Fijo 0% | Sem. | 97% | 0.75 | \$ 157,189.71 | 101.90 | 2.99% |
| Bono del Tesoro CER 11/2025 | TX25 | 09-nov-25 | 100.00% | 1,094.00 | 5.40% | 5.33% | 09-may-25 | Fija 1.80% | Sem. | 97% | 0.78 | \$ 287,577.55 | 1,089.00 | 0.46% |
| Bono del Tesoro CER 12/2025 | TZXD5 | 15-dic-25 | 100.00% | 180.65 | 6.42% | 6.40% | 15-dic-25 | Fijo 0% | - | 95% | 0.85 | \$ 7,593,347.00 | 173.50 | 4.12% |
| Bono del Tesoro CER 03/2026 | TZXM6 | 31-mar-26 | 100.00% | 141.50 | 7.16% | 7.21% | 31-mar-26 | Fijo 0% | Sem. | 92% | 1.11 | \$ 2,934,150.00 | 135.60 | 4.35% |
| Bono del Tesoro CER 06/2026 | TZX26 | 30-jun-26 | 100.00% | 233.50 | 7.30% | 7.41% | 30-jun-26 | Fijo 0% | - | 90% | 1.34 | \$ 3,346,252.00 | 223.25 | 4.59% |
| Bono del Tesoro CER 10/2026 | TZXO6 | 30-jun-26 | 100.00% | 95.00 | 7.41% | 7.62% | 30-oct-26 | Fijo 0% | - | 88% | 1.65 | \$ 1,505,701.63 | 90.40 | 5.09% |
| Bono del Tesoro CER 2026 | TX26 | 09-nov-26 | 80.00% | 1,752.00 | 7.27% | 7.14% | 09-may-25 | Fija 2.00% | Sem. | 95% | 0.99 | \$ 177,704.90 | 1,678.00 | 4.41% |
| Bono del Tesoro CER 12/2026 | TZXD6 | 15-dic-26 | 100.00% | 165.55 | 7.83% | 8.11% | 15-dic-26 | Fijo 0% | - | 87% | 1.76 | \$ 14,424,781.00 | 156.80 | 5.58% |
| Bono del Tesoro CER 03/2027 | TZXM7 | 31-mar-27 | 100.00% | 121.90 | 7.67% | 8.02% | 31-mar-27 | Fijo 0% | - | 85% | 2.03 | \$ 354,291.00 | 116.50 | 4.64% |
| Bono del Tesoro CER 06/2027 | TZX27 | 30-jun-27 | 100.00% | 216.25 | 7.57% | 7.99% | 30-jun-27 | Fijo 0% | - | 84% | 2.26 | \$ 2,563,574.83 | 207.00 | 4.47% |
| Bono del Tesoro CER 06/2027 | TZXD7 | 15-dic-27 | 100.00% | 151.40 | 8.35% | 9.03% | 15-dic-27 | Fijo 0% | - | 79% | 2.66 | \$ 11,944,821.00 | 142.55 | 6.21% |
| Bono del Tesoro CER 12/2028 | TZX28 | 30-jun-28 | 100.00% | 196.50 | 8.28% | 9.15% | 30-jun-28 | Fijo 0% | - | 76% | 3.16 | \$ 6,677,647.00 | 183.65 | 7.00% |
| Bono del Tesoro CER 11/2028 | TX28 | 09-nov-28 | 80.00% | 1,681.00 | 7.26% | 7.13% | 09-may-25 | Fija 2.25% | - | 114% | 1.86 | \$ 60,723.87 | 1,581.00 | 6.33% |
| Bono del Tesoro CER 2031 | TX31 | 30-nov-31 | 100.00% | 881.80 | 7.92% | 7.77% | 30-may-25 | Fija 2.5% | Sem. | 80% | 4.06 | \$ 45,562.00 | 815.00 | 8.20% |
| Discount \$ Ley Arg. | DICP | 31-dic-33 | 90.00% | 37,690.00 | 8.14% | 7.98% | 30-jun-25 | Fija 5.83% | Sem. | 92% | 3.74 | \$ 3,819.32 | 36,450.00 | 3.40% |
| PAR \$ Ley Arg. | PARP | 31-dic-38 | 100.00% | 22,700.00 | 7.89% | 7.74% | 31-mar-25 | 1.77% | Sem. | 64% | 7.64 | \$ 2,858.33 | 21,625.00 | 4.97% |
| Tasa Fija | | | | | | | | | | | | | | |
| Ticker | Maturity | V.R. (%) | Price | TIR | TNA | Next coupon | Cupon | TEM | Parity | M Dur | Outstanding (MM) | 30-dic | MoM | |
| Letra del Tesoro Capitalizable | S31E5 | 31-ene-25 | 100.00% | 170.80 | 43.06% | 36.01% | 31-ene-25 | 0.00% | 2.99% | 167% | 0.02 | \$ 2,057,497.00 | 167.84 | 1.76% |
| Letra del Tesoro Capitalizable | S14F5 | 14-feb-25 | 100.00% | 118.65 | 37.01% | 31.83% | 14-feb-25 | 0.00% | 2.62% | 119% | 0.05 | \$ 1,422,200.00 | 115.80 | 2.46% |
| Letra del Tesoro Capitalizable | S28F5 | 28-feb-25 | 100.00% | 152.88 | 38.45% | 33.51% | 28-feb-25 | 0.00% | 2.71% | 97% | 0.08 | \$ 1,127,251.00 | 149.85 | 2.02% |
| Letra del Tesoro Capitalizable | S14M5 | 14-mar-25 | 100.00% | 120.29 | 37.36% | 32.49% | 14-mar-25 | 0.00% | 2.64% | 120% | 0.11 | \$ 800,646.00 | 117.60 | 2.29% |
| Letra del Tesoro Capitalizable | S31M5 | 31-mar-25 | 100.00% | 146.50 | 36.84% | 32.32% | 31-mar-25 | 0.00% | 2.61% | 60% | 0.14 | \$ 2,725,835.42 | 143.19 | 2.31% |
| Letra del Tesoro Capitalizable | S16A5 | 16-abr-25 | 100.00% | 122.00 | 36.19% | 32.04% | 16-abr-25 | 0.00% | 2.57% | 122% | 0.18 | \$ 3,025,539.00 | 119.00 | 2.52% |
| Letra del Tesoro Capitalizable | S28A5 | 28-abr-25 | 100.00% | 120.60 | 35.36% | 31.54% | 28-abr-25 | 0.00% | 2.52% | 121% | 0.20 | \$ 989,880.00 | 117.88 | 2.31% |
| Letra del Tesoro Capitalizable | S16Y5 | 16-may-25 | 100.00% | 124.69 | 34.05% | 30.71% | 16-may-25 | 0.00% | 2.44% | 125% | 0.24 | \$ 2,632,849.84 | 120.71 | 3.30% |
| Letra del Tesoro Capitalizable | S30Y5 | 30-may-25 | 100.00% | 122.80 | 34.11% | 30.94% | 30-may-25 | 0.00% | 2.44% | 123% | 0.27 | \$ 1,292,512.00 | 119.00 | 3.19% |
| Letra del Tesoro Capitalizable | S18J5 | 18-jun-25 | 100.00% | 131.00 | 34.16% | 31.22% | 18-jun-25 | 0.00% | 2.44% | 131% | 0.31 | \$ 1,588,543.21 | 127.85 | 2.46% |
| Letra del Tesoro Capitalizable | S30J5 | 30-jun-25 | 100.00% | 129.30 | 32.95% | 30.35% | 30-jun-25 | 0.00% | 2.37% | 129% | 0.34 | \$ 917,336.00 | 125.85 | 2.74% |
| Letra del Tesoro Capitalizable | S31L5 | 31-jul-25 | 100.00% | 127.90 | 31.54% | 29.49% | 31-jul-25 | 0.00% | 2.28% | 128% | 0.41 | \$ 1,108,505.00 | 124.20 | 2.98% |
| Letra del Tesoro Capitalizable | S15G5 | 15-ago-25 | 100.00% | 125.05 | 32.67% | 30.66% | 15-ago-25 | 0.00% | 2.35% | 125% | 0.43 | \$ 746,933.00 | 122.35 | 2.21% |
| Letra del Tesoro Capitalizable | S29G5 | 29-ago-25 | 100.00% | 132.95 | 32.57% | 30.75% | 29-ago-25 | 0.00% | 2.34% | 133% | 0.46 | \$ 1,063,900.00 | 130.25 | 2.07% |
| Letra del Tesoro Capitalizable | S12S5 | 12-sep-25 | 100.00% | 133.40 | 31.32% | 29.78% | 12-sep-25 | 0.00% | 2.26% | 133% | 0.50 | \$ 828,692.00 | 130.15 | 2.50% |
| Letra del Tesoro Capitalizable | S30S5 | 30-sep-25 | 100.00% | 132.31 | 31.22% | 29.90% | 30-sep-25 | 0.00% | 2.26% | 132% | 0.53 | \$ 936,788.00 | 128.90 | 2.65% |
| Bono del Tesoro Capitalizable | T17O5 | 17-oct-25 | 100.00% | 130.15 | 30.94% | 29.83% | 17-oct-25 | 0.00% | 2.24% | 130% | 0.57 | \$ 1,385,212.30 | 126.70 | 2.72% |
| Letra del Tesoro Capitalizable | S31O5 | 31-oct-25 | 100.00% | 108.00 | 30.46% | 29.54% | 31-oct-25 | 0.00% | 2.21% | 108% | 0.60 | \$ 164,203.98 | 108.00 | 0.00% |
| Bono del Tesoro Capitalizable | T15D5 | 15-dic-25 | 100.00% | 134.65 | 30.22% | 29.82% | 15-dic-25 | 0.00% | 2.19% | 135% | 0.69 | \$ 1,084,427.00 | 130.70 | 3.02% |
| Bono del Tesoro Capitalizable | T30E6 | 30-ene-26 | 100.00% | 110.20 | 28.18% | 28.28% | 30-ene-26 | 0.00% | 2.06% | 110% | 0.80 | \$ 67,946.00 | 103.00 | 6.99% |
| Bono del Tesoro Capitalizable | T13F6 | 13-feb-26 | 100.00% | 109.80 | 29.78% | 30.05% | 13-feb-26 | 0.00% | 2.17% | 110% | 0.82 | \$ 2,505,168.00 | 107.55 | 2.09% |
| Bono del Tesoro Capitalizable | T30J6 | 30-jun-26 | 100.00% | 100.30 | 29.08% | 30.85% | 30-jun-26 | 0.00% | 2.12% | 100% | 1.10 | \$ 1,509,151.00 | - | - |
| Bote 10/2026 | TO26 | 18-oct-26 | 100.00% | 91.49 | 26.17% | 24.65% | 17-abr-25 | Fija 15.50% | 1.93% | 88% | 1.35 | \$ 96,569.71 | 84.70 | 8.02% |
| Tasa Variable | | | | | | | | | | | | | | |
| Ticker | Maturity | V.R. (%) | Price | TIR | TNA | Next coupon | Cupon | Frec | Parity | M Dur | Outstanding (MM) | 30-dic | MoM | |
| Ciudad de Buenos Aires 2028 | BDC28 | 31-ene-25 | 100.00% | 108.65 | 37.36% | 33.03% | 24-feb-25 | Badlar + 375pbs | Trim. | 103% | 1.78 | \$ 13,262.47 | 106.00 | 2.50% |
| Provincia de Buenos Aires 2025 | PBA25 | 12-abr-25 | 100.00% | 101.30 | 40.31% | 35.35% | 14-abr-25 | Badlar + 375pbs | Trim. | 0% | 0.21 | \$ 30,000.00 | 109.00 | -7.06% |
| Dólar Linked | | | | | | | | | | | | | | |
| Ticker | Maturity | V.R. (%) | Price | TIR | TNA | Next coupon | Cupon | Frec | Parity | M Dur | Outstanding (MM) | 30-dic | MoM | |
| Bono Dual 01/2025 | TDE25 | 31-ene-25 | 100.00% | 132,400.00 | -99.96% | -700.48% | 31-ene-25 | 0.00% | - | 127% | -0.01 | \$ 8,596.00 | 130,300.00 | 1.61% |
| Bote vinculado al Dólar 03/2025 | TV25 | 30-mar-25 | 100.00% | 103,000.00 | 9.11% | 8.91% | 30-mar-25 | 0.50% | Sem. | 98% | 0.18 | \$ 329.00 | 102,000.00 | 0.98% |
| Bono del Tesoro vinculado al Dólar 06/2025 | TZV25 | 30-jun-25 | 100.00% | 104,500.00 | -0.04% | -0.11% | 30-jun-25 | 0.00% | - | 100% | 0.44 | \$ 1,763.00 | 103,500.00 | 0.97% |
| Bono del Tesoro vinculado al Dólar 12/2025 | TZVD5 | 15-dic-25 | 100.00% | 97,000.00 | 8.56% | 8.52% | 30-jun-25 | 0.00% | - | 93% | 0.91 | \$ 527.00 | 96,000.00 | 1.04% |
| Bono del Tesoro vinculado al Dólar 06/2026 | TZV26 | 30-jun-26 | 100.00% | 91,310.00 | 9.78% | 9.99% | 30-jun-26 | 0.00% | - | 87% | 1.44 | \$ 383.00 | 94,000.00 | -2.86% |



Curva Pesos



DISCLAIMER

Este informe ha sido elaborado a título informativo. El presente NO debe ser tomado como una recomendación o instrucción, y no reviste carácter de ofertas de productos y/o servicios ni solicitud de orden de compra y/o venta. Banco CMF S.A. no será responsable por ningún error y/u omisión del contenido.