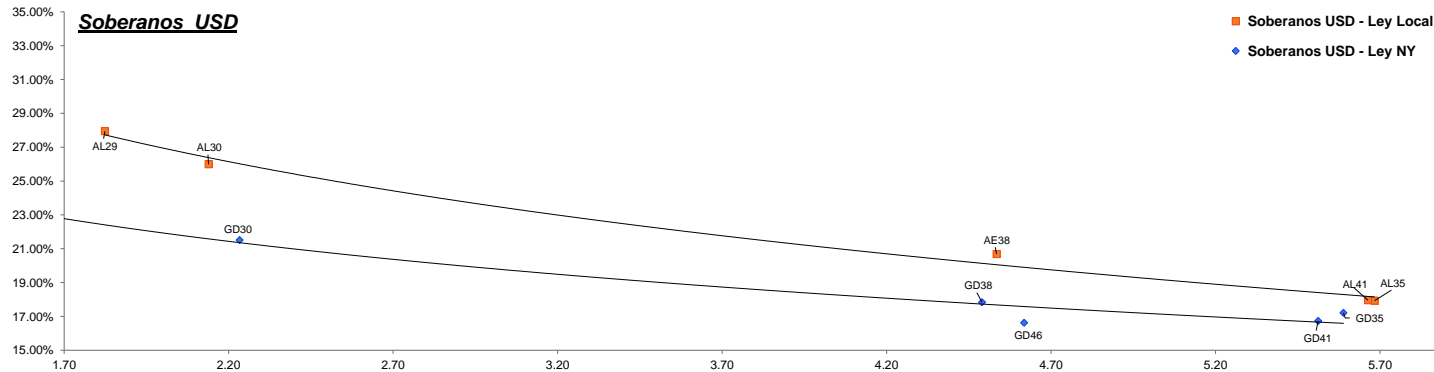


Fixed Income Research

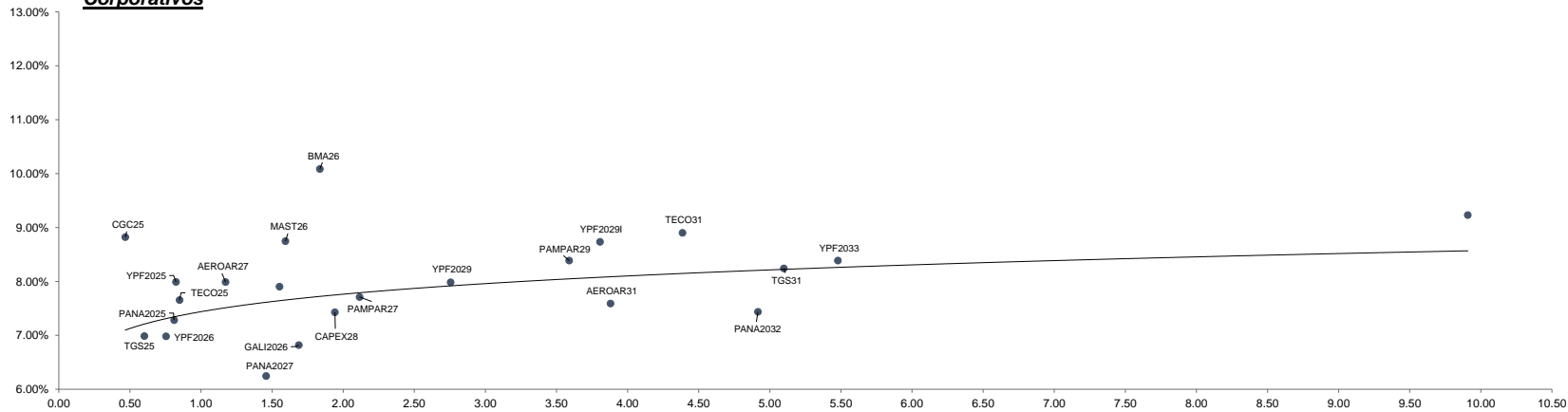
Bond	Ticker	Maturity	V.R. (%)	Price	TIR	TNA	Next coupon	Cupon	Frec	Parity	M Dur	Outstanding (MM)	30-ago	MoM
Soberanos USD														
Bonos Intern. 2029 Ley N.Y. - Step up	GD29	09-jul-29	100.00%	61.73	24.22%	22.91%	09-ene-25	1.000%	Sem.	62%	1.66	\$ 2,635.03	60.31	2.35%
Bonos Intern. 2030 Ley N.Y. - Step up	GD30	09-jul-30	96.00%	58.58	22.67%	21.51%	09-ene-25	0.750%	Sem.	59%	2.23	\$ 15,446.99	57.13	2.54%
Bonos Intern. 2035 Ley N.Y. - Step up	GD35	09-jul-35	100.00%	44.66	17.95%	17.21%	09-ene-25	4.125%	Sem.	45%	5.59	\$ 20,501.72	44.55	0.25%
Bonos Intern. 2038 Ley N.Y. - Step up	GD38	09-ene-38	100.00%	48.84	18.64%	17.84%	09-ene-25	5.000%	Sem.	49%	4.49	\$ 11,405.07	48.77	0.14%
Bonos Intern. 2041 Ley N.Y. - Step up	GD41	09-jul-41	100.00%	41.91	17.43%	16.73%	09-ene-25	3.500%	Sem.	42%	5.51	\$ 10,482.11	41.84	0.17%
Bonos Intern. 2046 Ley N.Y. - Step up	GD46	09-jul-46	100.00%	46.99	17.31%	16.62%	09-ene-25	4.125%	Sem.	47%	4.62	\$ 2,092.00	46.83	0.34%
BONAR 2029 - step up	AL29	09-jul-29	100.00%	58.02	27.94%	27.94%	09-ene-25	1.000%	Sem.	58%	1.82	\$ 1,394.90	56.46	2.76%
BONAR 2030 - step up	AL30	09-jul-30	96.00%	54.88	25.99%	25.99%	09-ene-25	0.750%	Sem.	55%	2.14	\$ 13,038.05	53.46	2.66%
BONAR 2035 - step up	AL35	09-jul-35	100.00%	44.71	17.93%	17.93%	09-ene-25	4.125%	Sem.	45%	5.68	\$ 10,151.85	44.61	0.22%
BONAR 2038 - step up	AE38	09-ene-38	100.00%	44.71	20.68%	20.68%	09-ene-25	5.000%	Sem.	45%	4.53	\$ 7,231.45	44.61	0.22%
BONAR 2041 - step up	AL41	09-jul-41	100.00%	40.75	20.68%	17.95%	09-ene-25	3.500%	Sem.	41%	5.66	\$ 1,542.23	40.56	0.47%
Soberanos Euros														
Bonos Intern. 2029 Euros - Step up	GE29	09-jul-29	100.00%	57.92	27.17%	27.17%	09-ene-25	0.500%	Sem.	58%	1.62	\$ 90.39	55.91	3.60%
Bonos Intern. 2030 Euros - Step up	GE30	09-jul-30	96.00%	54.69	24.71%	24.71%	09-ene-25	0.125%	Sem.	55%	1.96	\$ 1,118.97	53.37	2.47%
Bonos Intern. 2035 Euros - Step up	GE35	09-jul-35	100.00%	41.18	18.35%	18.35%	09-ene-25	3.875%	Sem.	42%	5.64	\$ 298.80	40.73	1.10%
Bonos Intern. 2038 Euros - Step up	GE38	09-ene-38	100.00%	44.71	19.20%	19.20%	09-ene-25	4.250%	Sem.	45%	4.54	\$ 809.34	44.50	0.47%
Bonos Intern. 2041 Euros - Step up	GE41	09-jul-41	100.00%	38.23	18.18%	18.18%	09-ene-25	3.000%	Sem.	39%	5.53	\$ 1,572.60	38.02	0.55%
Bonos Intern. 2046 Euros - Step up	GE46	09-jul-46	100.00%	43.38	18.10%	18.10%	09-ene-25	3.750%	Sem.	44%	4.59	\$ 248.13	43.22	0.37%
Banco Central USD														
BOPREAL Serie 1A	BPOA7	30-abr-25	100.00%	90.97	21.99%	20.89%	31-oct-24	5.000%	Sem.	91%	0.51	\$ 996.00	88.56	2.72%
BOPREAL Serie 2	BPJ25	30-jun-25	83.33%	82.15	3.51%	3.48%	30-sep-24	0.000%	Mens.	99%	0.41	\$ 1,833.40	90.71	-9.44%
BOPREAL Serie 1B	BPOB7	30-abr-26	100.00%	81.99	19.05%	18.22%	31-oct-24	5.000%	Sem.	83%	1.29	\$ 996.00	76.44	7.26%
BOPREAL Serie 3	BPY26	31-may-26	100.00%	81.78	18.47%	17.69%	30-nov-24	3.000%	Sem.	82%	1.32	\$ 892.00	80.18	2.00%
BOPREAL Serie 1C	BPOC7	30-abr-27	100.00%	74.57	18.20%	17.44%	31-oct-24	5.000%	Sem.	75%	2.02	\$ 1,494.00	71.46	4.35%
BOPREAL Serie 1D	BPOD7	31-oct-27	100.00%	73.50	17.72%	17.00%	31-oct-24	5.000%	Sem.	74%	2.20	\$ 1,494.00	69.42	5.88%
Provinciales														
Buenos Aires 2037A	BA37D	01-sep-37	96.34%	46.62	25.56%	24.11%	01-mar-25	6.625%	Sem.	47%	3.43	\$ 5,973.08	45.42	2.64%
Buenos Aires 2037B	BB37D	01-sep-37	100.00%	40.41	22.49%	21.35%	01-mar-25	5.875%	Sem.	40%	4.92	\$ 770.00	38.66	4.53%
Buenos Aires 2037C	BC37D	01-sep-37	100.00%	37.71	22.69%	21.53%	01-mar-25	5.250%	Sem.	38%	5.01	\$ 150.00	36.84	2.36%
Ciudad de Bs. As. 2027	CABA27	01-jun-27	100.00%	101.18	6.84%	6.72%	01-dic-24	7.500%	Sem.	101%	1.55	\$ 890.00	101.17	0.01%
Cordoba 2025	PDCAR25	10-dic-25	50.00%	95.68	13.57%	13.14%	10-dic-24	3.000%	Sem.	96%	0.67	\$ 339.50	94.85	0.88%
Cordoba 2027	PDCAR27	01-jun-27	100.00%	87.65	14.97%	14.45%	01-dic-24	3.000%	Sem.	88%	1.68	\$ 494.00	87.31	0.39%
Cordoba 2029	PDCAR29	01-feb-29	100.00%	80.83	14.23%	13.76%	01-feb-25	3.000%	Sem.	81%	2.98	\$ 433.00	78.39	3.11%
Ciudad de Córdoba 2027	COROA27	29-sep-27	87.50%	78.92	27.06%	25.44%	29-sep-24	Step-up	Sem.	80%	1.11	\$ 491.75	78.85	0.09%
Mendoza 2029	PMM29	19-mar-29	76.92%	87.86	12.70%	12.32%	19-sep-24	2.750%	Sem.	88%	1.81	\$ 432.31	87.26	0.69%
Chubut 2030	CHUBT30	26-jul-30	64.18%	94.56	11.16%	10.72%	28-oct-24	7.750%	Trim.	95%	0.52	\$ 417.19	94.52	0.04%
Neuquen 2030 (No Garant)	NEU30A	27-abr-30	92.31%	89.74	11.68%	11.34%	27-oct-24	2.500%	Sem.	90%	2.26	\$ 337.85	89.40	0.38%
Neuquen 2030 (Garant)	NEU30M	12-may-30	70.85%	101.84	8.11%	7.88%	12-nov-24	5.170%	Sem.	102%	2.47	\$ 254.71	101.60	0.24%
Santa Fe 2027	SFE27	01-nov-27	100.00%	92.67	11.14%	10.85%	01-nov-24	6.900%	Sem.	93%	1.83	\$ 250.00	92.43	0.26%
Rio Negro 2028	PRN28	10-mar-28	77.78%	80.01	21.05%	20.05%	10-mar-25	2.750%	Sem.	80%	1.59	\$ 175.00	80.10	-0.11%
Tierra del fuego 2027	FUE27	17-abr-27	40.00%	95.24	13.30%	12.68%	17-oct-24	8.950%	Trim.	95%	1.26	\$ 82.05	94.56	0.72%



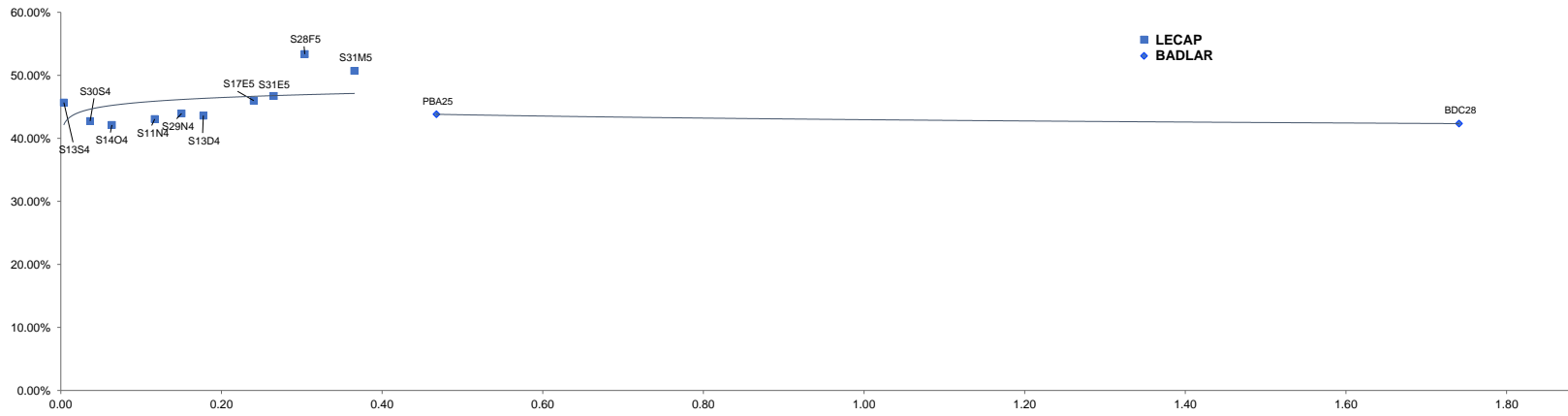
Fixed Income Research

Bond	Ticker	Maturity	V.R. (%)	Price	TIR	TNA	Next coupon	Cupon	Frec	Parity	M Dur	Outstanding (MM)	30-ago	MoM
Corporativos														
Alimentos y bebidas														
Cresud 2026	CRESUD26	03-mar-26	100.00%	103.01	5.92%	5.84%	03-ene-25	8.000%	Sem.	103%	1.36	\$ 70.57	102.84	0.17%
Mastellone 2026	MAST26	30-jun-26	100.00%	104.06	8.75%	8.47%	30-sep-24	10.950%	Trim.	104%	1.59	\$ 110.87	104.86	-0.76%
Arcor 2027	ARCOR27	09-oct-27	100.00%	103.70	5.76%	5.68%	09-oct-24	8.250%	Sem.	104%	1.41	\$ 127.94	103.87	-0.16%
Bancos														
Galicia 2026	GALI2026	19-jul-26	100.00%	102.11	6.82%	6.71%	20-ene-25	8.250%	Sem.	102%	1.69	\$ 250.00	101.05	1.05%
Banco Macro 2026	BMA26	04-nov-26	100.00%	98.81	10.08%	9.84%	04-nov-24	6.750%	Sem.	99%	1.84	\$ 400.00	98.85	-0.04%
Petróleo y Gas														
Cia Gral de Combustible 2025	CGC25	08-mar-25	33.50%	100.44	8.82%	8.64%	08-mar-25	9.500%	Sem.	100%	0.47	\$ 68.44	100.43	0.01%
Transportadora Gas del Sur 2025	TGS25	02-may-25	100.00%	99.88	6.99%	6.87%	04-nov-24	6.750%	Sem.	100%	0.60	\$ 500.00	99.88	0.00%
Panamerican Energy 2025	PANA2025	21-jul-25	100.00%	100.07	7.28%	7.15%	21-ene-25	7.250%	Sem.	100%	0.81	\$ 105.15	100.08	-0.01%
Panamerican Energy 2027	PANA2027	30-abr-27	100.00%	104.45	6.25%	6.15%	30-oct-24	9.125%	Sem.	104%	1.46	\$ 300.00	104.94	-0.47%
Pampa Energia 2027	PAMPAR27	24-ene-27	100.00%	99.80	7.71%	7.57%	24-ene-25	7.500%	Sem.	100%	2.12	\$ 750.00	99.65	0.15%
Capex 2028	CAPEX28	25-ago-28	100.00%	103.37	7.43%	7.29%	25-feb-25	9.250%	Sem.	104%	1.94	\$ 188.80	103.29	0.08%
Pampa Energia 2029	PAMPAR29	15-abr-29	100.00%	103.33	8.39%	8.22%	15-oct-24	9.125%	Sem.	103%	3.59	\$ 300.00	103.23	0.10%
YPF 2025	YPF2025	28-jul-25	100.00%	100.52	7.99%	7.84%	28-ene-25	8.500%	Sem.	101%	0.82	\$ 1,131.77	101.08	-0.55%
YPF2026 (Clase XVI)	YPF2026	12-feb-26	46.15%	101.64	6.98%	6.81%	12-nov-24	4.000%	Trim.	102%	0.75	\$ 357.84	101.69	-0.05%
YPF2029 (Clase XVII)	YPF2029	30-jun-29	100.00%	103.25	7.98%	7.83%	30-dic-24	9.000%	Sem.	103%	2.76	\$ 747.00	101.80	1.42%
YPF2029 (Clase I)	YPF2029I	27-jun-29	100.00%	99.74	8.73%	8.55%	27-dic-24	8.500%	Sem.	100%	3.81	\$ 500.00	100.06	-0.32%
Transportadora Gas del Sur 2031	TGS31	24-jul-31	100.00%	102.14	8.24%	8.08%	24-ene-25	8.500%	Sem.	102%	5.10	\$ 490.00	102.39	-0.24%
Panamerican Energy 2032	PANA2032	30-abr-32	100.00%	106.09	7.44%	7.30%	30-oct-24	8.500%	Sem.	106%	4.92	\$ 400.00	105.52	0.54%
YPF2033 (Clase XVIII)	YPF2033	30-sep-33	100.00%	93.19	8.39%	8.22%	30-sep-24	7.000%	Sem.	93%	5.48	\$ 575.65	91.80	1.51%
YPF 2047	YPF2047	15-dic-47	100.00%	80.34	9.23%	9.03%	15-dic-24	7.000%	Sem.	81%	9.91	\$ 750.00	78.47	2.38%
Utilidades														
Genneia 2027	GNNEIA27	02-sep-27	60.00%	101.57	7.90%	7.75%	02-mar-25	8.750%	Sem.	102%	1.55	\$ 219.67	101.75	-0.18%
Otros														
Telecom 2025	TECO25	06-ago-25	34.00%	100.82	7.65%	7.51%	06-feb-25	8.500%	Sem.	101%	0.85	\$ 112.37	100.52	0.30%
Aeropuertos Argentina 2000	AEROAR27	01-feb-27	41.67%	98.91	7.99%	7.76%	01-nov-24	9.375%	Trim.	99%	1.17	\$ 127.50	98.84	0.07%
Telecom 2031	TECO31	18-jul-31	100.00%	103.48	8.90%	8.71%	18-ene-25	9.500%	Sem.	103%	4.39	\$ 617.22	100.63	2.83%
Aeropuertos Argentina 2000	AEROAR31	01-ago-31	100.00%	104.39	7.59%	7.38%	01-nov-24	8.500%	Trim.	104%	3.88	\$ 272.95	103.83	0.54%

Corporativos



Curva Pesos



DISCLAIMER

Este informe ha sido elaborado a título informativo. El presente NO debe ser tomado como una recomendación o instrucción, y no reviste carácter de ofertas de productos y/o servicios ni solicitud de orden de compra y/o venta. Banco CMF S.A. no será responsable por ningún error y/u omisión del contenido.