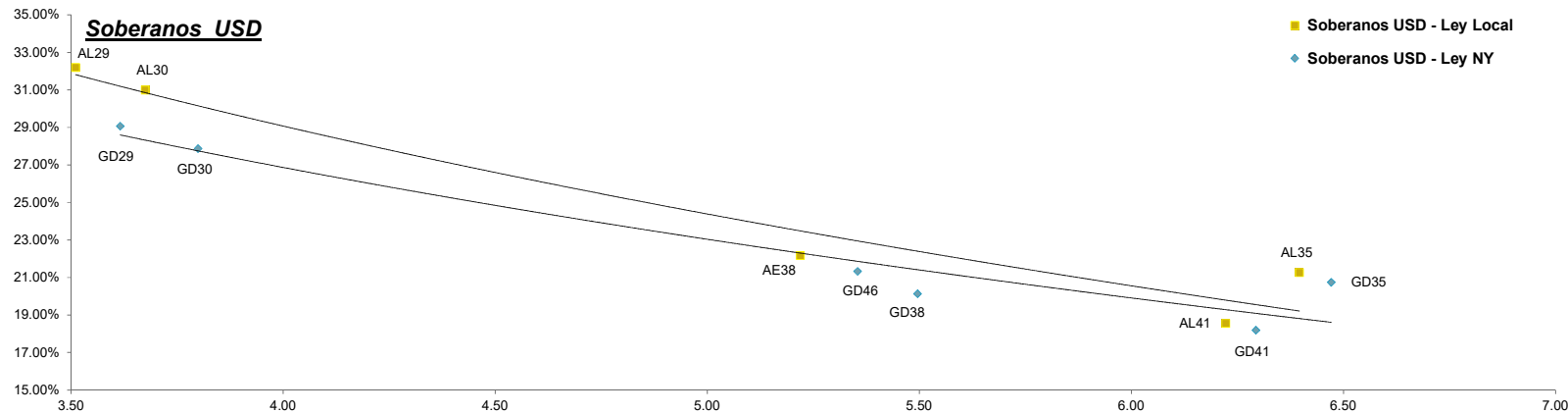


Fixed Income Research

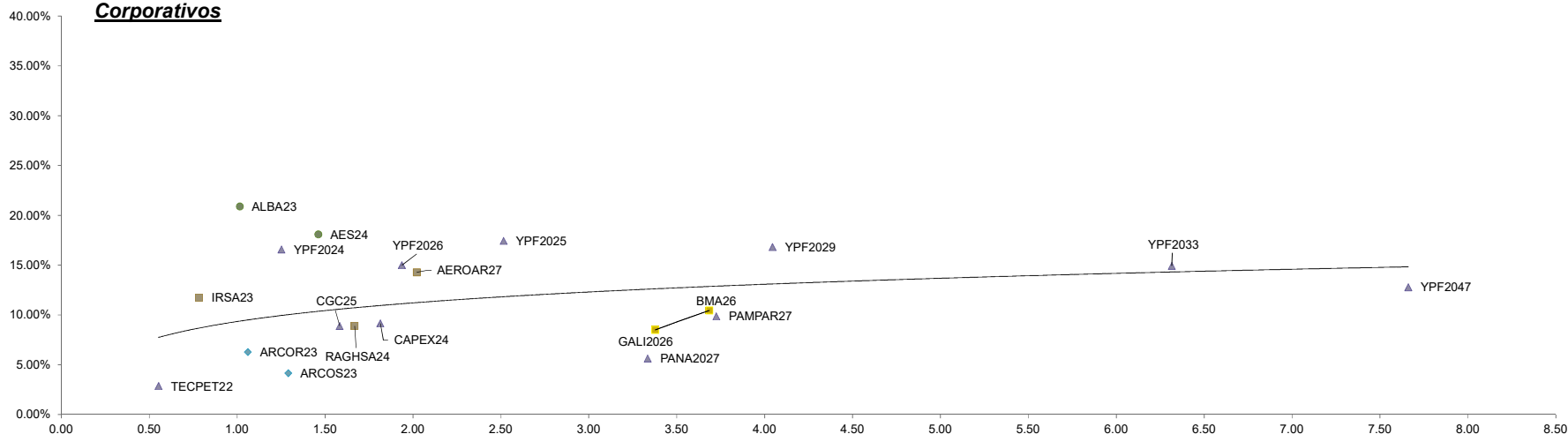
| Bond | Ticker | Maturity | V.R. (%) | Price | TIR | TNA | Next coupon | Cupon | Frec | Parity | M Dur | Outstanding (MM) | 29/04 | MTD |
|---------------------------------------|---------|-----------|----------|--------------|--------|--------|-------------|--------|-------|--------|-------|------------------|--------------|---------|
| Soberanos USD | | | | | | | | | | | | | | |
| Bonos Intern. 2029 Ley N.Y. - Step up | GD29 | 09-jul-29 | 100.00% | 30.95 | 31.18% | 29.07% | 09-jul-22 | 1.000% | Sem. | 31.19% | 3.62 | \$ 2,635.03 | 32.36 | -4.36% |
| Bonos Intern. 2030 Ley N.Y. - Step up | GD30 | 09-jul-30 | 100.00% | 30.04 | 29.82% | 27.87% | 09-jul-22 | 0.500% | Sem. | 30.16% | 3.80 | \$ 16,090.61 | 31.72 | -5.30% |
| Bonos Intern. 2035 Ley N.Y. - Step up | GD35 | 09-jul-35 | 100.00% | 27.53 | 21.82% | 20.74% | 09-jul-22 | 1.125% | Sem. | 27.82% | 6.47 | \$ 20,501.72 | 28.70 | -4.08% |
| Bonos Intern. 2038 Ley N.Y. - Step up | GD38 | 09-ene-38 | 100.00% | 35.14 | 21.14% | 20.13% | 09-jul-22 | 2.000% | Sem. | 35.60% | 5.50 | \$ 11,405.07 | 36.21 | -2.95% |
| Bonos Intern. 2041 Ley N.Y. - Step up | GD41 | 09-jul-41 | 100.00% | 31.99 | 19.02% | 18.19% | 09-jul-22 | 2.500% | Sem. | 32.59% | 6.29 | \$ 10,482.11 | 33.72 | -5.13% |
| Bonos Intern. 2046 Ley N.Y. - Step up | GD46 | 09-jul-46 | 100.00% | 28.14 | 22.47% | 21.33% | 09-jul-22 | 1.125% | Sem. | 28.43% | 5.35 | \$ 2,092.00 | 29.19 | -3.60% |
| BONAR 2029 - step up | AL29 | 09-jul-29 | 100.00% | 28.00 | 34.79% | 32.20% | 09-jul-22 | 1.000% | Sem. | 27.90% | 3.51 | \$ 2,194.28 | 31.59 | -11.36% |
| BONAR 2030 - step up | AL30 | 09-jul-30 | 100.00% | 26.90 | 33.39% | 30.99% | 09-jul-22 | 0.500% | Sem. | 26.85% | 3.67 | \$ 13,517.56 | 28.24 | -4.75% |
| BONAR 2035 - step up | AL35 | 09-jul-35 | 100.00% | 27.02 | 22.39% | 21.26% | 09-jul-22 | 1.125% | Sem. | 26.91% | 6.40 | \$ 19,069.87 | 27.89 | -3.12% |
| BONAR 2038 - step up | AE38 | 09-ene-38 | 100.00% | 32.14 | 23.40% | 22.17% | 09-jul-22 | 2.000% | Sem. | 31.91% | 5.22 | \$ 7,216.66 | 32.90 | -2.31% |
| BONAR 2041 - step up | AL41 | 09-jul-41 | 100.00% | 32.14 | 19.41% | 18.55% | 09-jul-22 | 2.500% | Sem. | 31.86% | 6.22 | \$ 1,500.11 | 32.83 | -2.10% |
| Soberanos Euros | | | | | | | | | | | | | | |
| Bonos Intern. 2029 Euros - Step up | GE29 | 09-jul-29 | 100.00% | 30.55 | 30.34% | 28.34% | 09-jul-22 | 0.500% | Sem. | 30.67% | 3.73 | \$ 90.39 | 31.53 | -3.11% |
| Bonos Intern. 2030 Euros - Step up | GE30 | 09-jul-30 | 100.00% | 28.35 | 29.98% | 28.02% | 09-jul-22 | 0.125% | Sem. | 28.38% | 3.87 | \$ 1,165.59 | 28.71 | -1.25% |
| Bonos Intern. 2035 Euros - Step up | GE35 | 09-jul-35 | 100.00% | 26.00 | 21.03% | 20.03% | 09-jul-22 | 0.750% | Sem. | 26.20% | 6.90 | \$ 298.80 | 26.78 | -2.91% |
| Bonos Intern. 2038 Euros - Step up | GE38 | 09-ene-38 | 100.00% | 31.01 | 21.82% | 20.75% | 09-jul-22 | 1.500% | Sem. | 31.38% | 5.62 | \$ 809.34 | 32.14 | -3.52% |
| Bonos Intern. 2041 Euros - Step up | GE41 | 09-jul-41 | 100.00% | 28.93 | 19.32% | 18.46% | 09-jul-22 | 1.500% | Sem. | 29.31% | 6.56 | \$ 1,572.60 | 29.90 | -3.24% |
| Bonos Intern. 2046 Euros - Step up | GE46 | 09-jul-46 | 100.00% | 26.30 | 22.06% | 20.96% | 09-jul-22 | 0.750% | Sem. | 26.50% | 5.58 | \$ 248.13 | 27.15 | -3.13% |
| Provinciales | | | | | | | | | | | | | | |
| Buenos Aires 2037A | BA37D | 01-sep-37 | 100.00% | 40.20 | 23.96% | 22.67% | 01-sep-22 | 6.625% | Sem. | 39.87% | 4.40 | \$ 6,200,000.00 | 41.88 | -4.01% |
| Buenos Aires 2037B | BB37D | 01-sep-37 | 100.00% | 35.59 | 21.25% | 20.23% | 01-sep-22 | 5.875% | Sem. | 35.33% | 5.77 | \$ 770,000.00 | 36.76 | -3.18% |
| Buenos Aires 2037C | BC37D | 01-sep-37 | 100.00% | 31.51 | 22.14% | 21.04% | 01-sep-22 | 5.250% | Sem. | 31.31% | 5.80 | \$ 150,000.00 | 32.64 | -3.46% |
| Ciudad de Bs. As. 2027 | CABA27 | 01-jun-27 | 100.00% | 91.71 | 10.29% | 10.04% | 01-jun-22 | 7.500% | Sem. | 91.99% | 3.22 | \$ 890.00 | 91.71 | 0.00% |
| Cordoba 2025 | PDCAR25 | 10-dic-25 | 100.00% | 80.83 | 18.19% | 17.43% | 10-jun-22 | 3.000% | Sem. | 81.24% | 1.87 | \$ 679.00 | 81.55 | -0.88% |
| Cordoba 2027 | PDCAR27 | 01-jun-27 | 100.00% | 71.72 | 17.09% | 16.42% | 01-jun-22 | 3.000% | Sem. | 72.36% | 3.27 | \$ 494.00 | 72.47 | -1.03% |
| Cordoba 2029 | PDCAR29 | 01-feb-29 | 100.00% | 68.56 | 15.49% | 14.93% | 01-ago-22 | 3.000% | Sem. | 69.01% | 4.34 | \$ 433.00 | 67.39 | 1.74% |
| Mendoza 2029 | PMM29 | 19-mar-29 | 100.00% | 71.96 | 16.50% | 15.87% | 19-sep-22 | 2.750% | Sem. | 72.15% | 2.88 | \$ 562.00 | 71.57 | 0.54% |
| Chubut 2026 | BOGAR26 | 26-jul-26 | 70.83% | 83.38 | 18.67% | 17.49% | 26-jul-22 | 7.750% | Trim. | 83.45% | 1.77 | \$ 460.42 | 82.30 | 1.31% |
| Neuquen 2030 abr | NEU30A | 27-abr-30 | 100.00% | 64.98 | 18.67% | 17.87% | 27-oct-22 | 2.500% | Sem. | 65.07% | 3.50 | \$ 366.00 | 65.74 | -1.16% |
| Neuquen 2030 may | NEU30M | 12-may-30 | 96.75% | 93.10 | 11.24% | 10.79% | 12-ago-22 | 5.170% | Sem. | 93.11% | 3.21 | \$ 347.79 | 93.75 | -0.69% |
| Santa Fe 2023 | SFE23 | 23-mar-23 | 50.00% | 97.14 | 10.84% | 10.56% | 23-sep-22 | 7.000% | Sem. | 97.17% | 0.79 | \$ 125.00 | 95.77 | 1.43% |
| Santa Fe 2027 | SFE27 | 01-nov-27 | 100.00% | 77.43 | 14.37% | 13.89% | 01-nov-22 | 6.900% | Sem. | 77.50% | 3.52 | \$ 250.00 | 76.57 | 1.12% |
| Rio Negro 2028 | PRN28 | 10-mar-28 | 100.00% | 62.73 | 23.08% | 21.88% | 10-sep-22 | 2.750% | Sem. | 63.07% | 2.78 | \$ 225.00 | 62.74 | -0.02% |
| Tierra del fuego 2027 | FUE27 | 17-abr-27 | 67.00% | 88.99 | 14.89% | 14.12% | 17-jul-22 | 8.950% | Trim. | 89.07% | 2.17 | \$ 137.44 | 88.10 | 1.01% |



Fixed Income Research

| Bond | Ticker | Maturity | V.R. (%) | Price | TIR | TNA | Next coupon | Cupon | Frec | Parity | M Dur | Outstanding (MM) | 29/04 | MTD |
|------------------------------|----------|-----------|----------|--------|--------|--------|-------------|--------|------|---------|-------|------------------|--------|--------|
| Corporativos | | | | | | | | | | | | | | |
| Alimentos y bebidas | | | | | | | | | | | | | | |
| Arcor 2023 | ARCOR23 | 06-jul-23 | 100.00% | 99.70 | 6.36% | 6.26% | 06-jul-22 | 6.000% | Sem. | 99.71% | 1.06 | \$ 500.00 | 100.40 | -0.70% |
| Arcos dorados 2023 | ARCOS23 | 27-sep-23 | 100.00% | 103.20 | 4.20% | 4.15% | 27-sep-22 | 6.625% | Sem. | 103.17% | 1.29 | \$ 348.47 | 103.80 | -0.58% |
| Bancos | | | | | | | | | | | | | | |
| Galicia 2026 | GALI2026 | 19-jul-26 | 100.00% | 99.10 | 8.68% | 8.50% | 19-jul-22 | 8.250% | Sem. | 99.12% | 3.38 | \$ 250.00 | 97.90 | 1.23% |
| Banco Macro 2026 | BMA26 | 04-nov-26 | 100.00% | 87.00 | 10.72% | 10.45% | 04-nov-22 | 6.750% | Sem. | 87.03% | 3.69 | \$ 400.00 | 88.20 | -1.36% |
| Petróleo y Gas | | | | | | | | | | | | | | |
| Capex 2024 | CAPEX24 | 15-may-24 | 100.00% | 95.90 | 9.37% | 9.16% | 15-nov-22 | 6.875% | Sem. | 95.90% | 1.81 | \$ 300.00 | 95.70 | 0.21% |
| Cia Gral de Combustible 2025 | CGC25 | 08-mar-25 | 100.00% | 100.90 | 9.09% | 8.89% | 08-sep-22 | 9.500% | Sem. | 100.88% | 1.58 | \$ 300.00 | 100.00 | 0.90% |
| Panamerican Energy 2027 | PANA2027 | 30-abr-27 | 100.00% | 112.20 | 5.70% | 5.62% | 30-oct-22 | 9.125% | Sem. | 112.15% | 3.34 | \$ 300.00 | 110.80 | 1.26% |
| Pampa Energia 2027 | PAMPAR27 | 24-ene-27 | 100.00% | 91.20 | 10.11% | 9.87% | 24-jul-22 | 7.500% | Sem. | 91.40% | 3.73 | \$ 750.00 | 93.00 | -1.94% |
| Tecpetrol 2022 | TECPET22 | 12-dic-22 | 100.00% | 101.10 | 2.89% | 2.87% | 12-jun-22 | 4.875% | Sem. | 101.08% | 0.55 | \$ 500.00 | 100.80 | 0.30% |
| YPF 2024 | YPF2024 | 04-abr-24 | 70.00% | 90.30 | 17.26% | 16.57% | 04-oct-22 | 8.750% | Sem. | 90.40% | 1.25 | \$ 927.50 | 93.40 | -3.32% |
| YPF 2025 | YPF2025 | 28-jul-25 | 100.00% | 78.70 | 18.20% | 17.44% | 28-jul-22 | 8.500% | Sem. | 79.23% | 2.52 | \$ 1,500.00 | 82.00 | -4.02% |
| YPF2026 (Clase XVI) | YPF2026 | 12-feb-26 | 100.00% | 86.70 | 15.86% | 14.99% | 12-ago-22 | 4.000% | Sem. | 86.71% | 1.94 | \$ 775.31 | 89.30 | -2.91% |
| YPF2029 (Clase XVII) | YPF2029 | 30-jun-29 | 100.00% | 68.80 | 17.51% | 16.81% | 30-jun-22 | 9.000% | Sem. | 69.10% | 4.05 | \$ 747.00 | 73.00 | -5.75% |
| YPF2033 (Clase XVIII) | YPF2033 | 30-sep-33 | 100.00% | 55.50 | 15.48% | 14.92% | 30-sep-22 | 7.000% | Sem. | 55.59% | 6.32 | \$ 575.00 | 60.40 | -8.11% |
| YPF 2047 | YPF2047 | 15-dic-47 | 100.00% | 56.60 | 13.18% | 12.78% | 15-jun-22 | 7.000% | Sem. | 57.85% | 7.66 | \$ 750.00 | 62.10 | -8.86% |
| Utilidades | | | | | | | | | | | | | | |
| AES 2024 | AES24 | 02-feb-24 | 100.00% | 85.30 | 18.90% | 18.08% | 02-ago-22 | 7.750% | Sem. | 85.62% | 1.46 | \$ 300.00 | 85.40 | -0.12% |
| Albanesi 2023 | ALBA23 | 27-jul-23 | 100.00% | 88.60 | 21.98% | 20.89% | 27-jul-22 | 9.625% | Sem. | 88.92% | 1.02 | \$ 336.00 | 88.60 | 0.00% |
| Otros | | | | | | | | | | | | | | |
| Aeropuertos Argentina 2000 | AEROAR27 | 01-feb-27 | 79.17% | 85.50 | 15.06% | 14.28% | 01-ago-22 | 9.375% | Sem. | 85.54% | 2.02 | \$ 242.25 | 86.00 | -0.58% |
| IRSA 2023 | IRSA23 | 23-mar-23 | 100.00% | 97.60 | 12.09% | 11.74% | 23-sep-22 | 8.750% | Sem. | 97.63% | 0.78 | \$ 360.00 | 98.70 | -1.11% |
| Raghsa 2024 | RAGHSA24 | 21-mar-24 | 100.00% | 97.20 | 9.09% | 8.90% | 21-sep-22 | 7.250% | Sem. | 97.23% | 1.67 | \$ 119.73 | 96.30 | 0.93% |

Corporativos

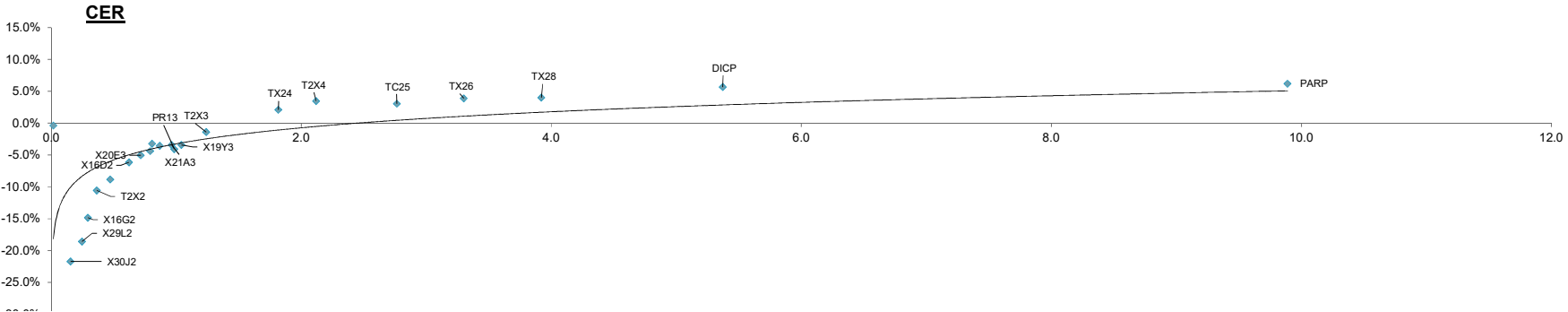


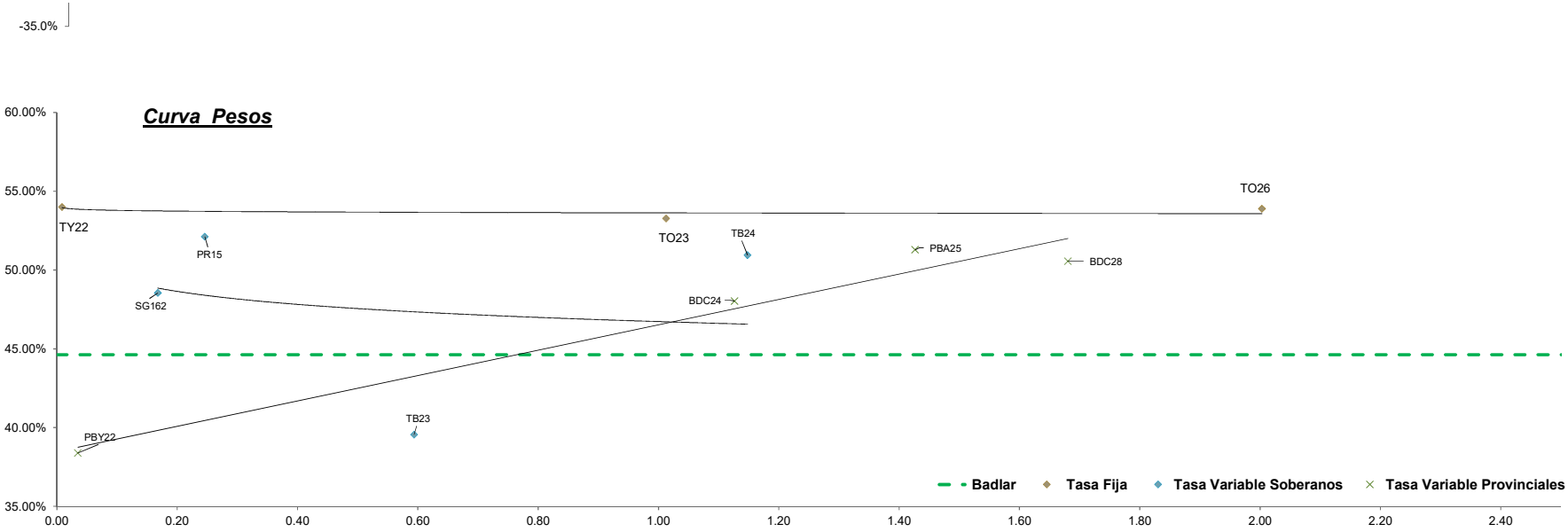
Fixed Income Research



| Bond | Ticker | Maturity | V.R. (%) | Price | TIR | TNA | Next coupon | Cupon | Frec | Parity | M Dur | Outstanding (MM) | 29/04 | MTD |
|-----------------------------------|--------|-----------|----------|-----------|---------|---------|-------------|-------------------|---------|---------|-------|------------------|-----------|--------|
| Ajustables por CER (*) | | | | | | | | | | | | | | |
| Lecer 05/2022 | X23Y2 | 23-may-22 | 100.00% | 152.94 | -0.36% | -0.36% | 23-may-22 | Fijo 0% | - | 100.01% | 0.02 | \$ 178,101.00 | 150.52 | 1.61% |
| Lecer 06/2022 | X30J2 | 30-jun-22 | 100.00% | 148.98 | -19.74% | -21.70% | 30-jun-22 | Fijo 0% | - | 102.69% | 0.15 | \$ 215,104.00 | 146.64 | 1.59% |
| Lecer 07/2022 | X29L2 | 29-jul-22 | 100.00% | 144.82 | -17.23% | -18.56% | 29-jul-22 | Fijo 0% | - | 103.86% | 0.25 | \$ 152,000.00 | 143.45 | 0.96% |
| Lecer 08/2022 | X16G2 | 16-ago-22 | 100.00% | 129.32 | -14.02% | -14.83% | 16-ago-22 | Fijo 0% | - | 103.84% | 0.29 | \$ 209,403.00 | 128.20 | 0.88% |
| Bono del Tesoro CER2 2022 | T2X2 | 20-sep-22 | 100.00% | 227.05 | -10.27% | -10.54% | 20-sep-22 | Fija 1.30% | Sem. | 104.48% | 0.36 | \$ 366,426.00 | 225.36 | 0.75% |
| Lecer 10/2022 | X21O2 | 21-oct-22 | 100.00% | 124.88 | -8.60% | -8.82% | 21-oct-22 | Fija 0% | - | 103.94% | 0.47 | \$ 200,000.00 | 124.40 | 0.39% |
| Lecer 12/2022 | X16D2 | 16-dic-22 | 100.00% | 115.70 | -6.05% | -6.13% | 16-dic-22 | Fijo 0% | - | 103.71% | 0.62 | \$ 177,000.00 | 115.75 | -0.04% |
| Lecer 01/2023 | X20E3 | 20-ene-23 | 100.00% | 121.26 | -4.99% | -5.03% | 20-ene-23 | Fijo 0% | - | 103.54% | 0.72 | \$ 257,000.00 | 120.93 | 0.27% |
| Lecer 02/2023 | X17F3 | 17-feb-23 | 100.00% | 116.81 | -4.35% | -4.37% | 17-feb-23 | Fijo 0% | - | 103.42% | 0.79 | \$ 236,721.00 | 116.56 | 0.21% |
| BONCER 2023 | TC23 | 06-mar-23 | 100.00% | 561.00 | -3.18% | -3.21% | 06-sep-22 | Fija 4% | Sem. | 105.86% | 0.81 | \$ 28,300.00 | 559.00 | 0.36% |
| Bono del Tesoro CER 2023 | TX23 | 25-mar-23 | 100.00% | 238.14 | -3.51% | -3.54% | 25-sep-22 | Fija 1.40% | Sem. | 104.32% | 0.87 | \$ 308,023.00 | 239.22 | -0.45% |
| Lecer 04/2023 | X21A3 | 21-abr-23 | 100.00% | 112.24 | -3.40% | -3.40% | 21-abr-23 | Fijo 0% | - | 103.26% | 0.96 | \$ 140,000.00 | 112.02 | 0.20% |
| Lecer 05/2023 | X19Y3 | 19-may-23 | 100.00% | 107.98 | -3.41% | -3.41% | 19-may-23 | Fijo 0% | - | 103.55% | 1.04 | \$ 67,779.00 | 100.00 | 7.98% |
| Bono del Tesoro CER2 2023 | T2X3 | 13-ago-23 | 100.00% | 214.87 | -1.39% | -1.40% | 13-ago-22 | Fija 1.45% | Sem. | 103.57% | 1.24 | \$ 423,618.00 | 213.83 | 0.48% |
| Bocon Prov Serie 6° | PR13 | 15-mar-24 | 18.66% | 759.00 | -3.98% | -4.06% | 15-jun-22 | Fija 2% | Mensual | 106.33% | 0.98 | \$ 130,985.96 | 766.90 | -1.03% |
| Bono del Tesoro CER 2024 | TX24 | 25-mar-24 | 100.00% | 225.76 | 2.13% | 2.12% | 25-sep-22 | Fija 1.50% | Sem. | 98.88% | 1.82 | \$ 345,783.00 | 217.71 | 3.70% |
| Bono del Tesoro CER2 2024 | T2X4 | 26-jul-24 | 100.00% | 165.49 | 3.51% | 3.48% | 26-jul-22 | Fija 1.55% | Sem. | 95.97% | 2.12 | \$ 309,278.00 | 159.79 | 3.57% |
| BONCER 2025 | TC25 | 27-abr-25 | 100.00% | 521.00 | 3.08% | 3.06% | 27-oct-22 | Fija 4% | Sem. | 102.61% | 2.76 | \$ 29,907.80 | 517.00 | 0.77% |
| Bono del Tesoro CER 2026 | TX26 | 09-nov-26 | 100.00% | 191.27 | 3.94% | 3.90% | 09-nov-22 | Fija 2.00% | Sem. | 93.88% | 3.30 | \$ 173,692.00 | 187.76 | 1.87% |
| Bono del Tesoro CER 2028 | TX28 | 09-nov-28 | 100.00% | 189.95 | 4.06% | 4.02% | 09-nov-22 | Fija 2.25% | Sem. | 93.23% | 3.92 | \$ 66,421.32 | 186.00 | 2.12% |
| Discount \$ Ley Arg. | DICP | 31-dic-33 | 100.00% | 4,134.14 | 5.75% | 5.67% | 20-may-22 | Fija 5.83% | Sem. | 98.08% | 5.37 | \$ 10,472.48 | 4,000.00 | 3.35% |
| PAR \$ Ley Arg. | PARP | 31-dic-38 | 100.00% | 2,068.00 | 6.30% | 6.21% | 30-sep-22 | 1.77% | Sem. | 65.39% | 9.89 | \$ 2,860.55 | 2,040.00 | 1.37% |
| Tasa Fija | | | | | | | | | | | | | | |
| Letra del Tesoro a Dcto. 31/05/22 | S31Y2 | 31-may-22 | 100.00% | 98.37 | 53.31% | 43.08% | 31-may-22 | Fijo 0% | - | 98.37% | 0.03 | \$ 159,891.00 | 97.14 | 1.27% |
| Letra del Tesoro a Dcto. 30/06/22 | S30J2 | 30-jun-22 | 100.00% | 94.56 | 59.09% | 47.76% | 30-jun-22 | Fijo 0% | - | 94.56% | 0.08 | \$ 222,867.00 | 93.45 | 1.18% |
| Letra del Tesoro a Dcto. 29/07/22 | S29L2 | 29-jul-22 | 100.00% | 91.13 | 59.07% | 48.64% | 29-jul-22 | Fijo 0% | - | 91.13% | 0.13 | \$ 244,439.00 | 90.02 | 1.24% |
| Letra del Tesoro a Dcto. 31/08/22 | S31G2 | 31-ago-22 | 100.00% | 87.20 | 60.25% | 50.54% | 31-ago-22 | Fijo 0% | - | 87.20% | 0.19 | \$ 88,885.00 | 86.36 | 0.98% |
| Letra del Tesoro a Dcto. 30/09/22 | S30S2 | 30-sep-22 | 100.00% | 84.07 | 59.29% | 50.84% | 30-sep-22 | Fijo 0% | - | 84.07% | 0.25 | \$ 159,398.00 | 83.23 | 1.01% |
| Bote 05/2022 | TY22 | 21-may-22 | 100.00% | 110.42 | 61.29% | 54.00% | 21-may-22 | Fija 22.00% | Sem. | 99.64% | 0.01 | \$ 404,506.00 | 107.00 | 3.20% |
| Bote 10/2023 | TO23 | 18-oct-23 | 100.00% | 67.00 | 60.36% | 53.27% | 17-oct-22 | Fija 16.00% | Sem. | 66.12% | 1.01 | \$ 64,150.35 | 66.40 | 0.90% |
| Bote 10/2026 | TO26 | 18-oct-26 | 100.00% | 38.52 | 61.15% | 53.89% | 17-oct-22 | Fija 15.50% | Sem. | 38.03% | 2.00 | \$ 96,569.71 | 39.11 | -1.52% |
| Tasa Variable | | | | | | | | | | | | | | |
| Bocon Prov Serie 8° | PR15 | 04-oct-22 | 20.00% | 36.20 | 63.22% | 52.12% | 04-jul-22 | Badlar | Trim. | 98.00% | 0.25 | \$ 817.60 | 35.50 | 1.97% |
| Lepase Agosto 2022 | SG162 | 16-ago-22 | 100.00% | 107.00 | 58.13% | 48.54% | 16-ago-22 | Pases 1d + 1400bp | - | 97.83% | 0.17 | \$ 26,599.00 | 105.17 | 1.74% |
| Bono del Tesoro Badlar 02/23 | TB23 | 06-feb-23 | 100.00% | 104.80 | 45.81% | 39.55% | 06-ago-22 | Badlar + 525pbs | Trim. | 103.39% | 0.59 | \$ 91,548.00 | 112.09 | -6.50% |
| Bono del Tesoro Badlar 04/24 | TB24 | 18-abr-24 | 100.00% | 102.05 | 61.53% | 50.95% | 18-jul-22 | Badlar + 500pbs | Trim. | 98.21% | 1.15 | \$ 3,979.00 | 100.00 | 2.05% |
| Ciudad de Buenos Aires 2024 | BDC24 | 29-mar-24 | 100.00% | 105.75 | 57.39% | 48.03% | 29-jun-22 | Badlar + 325pbs | Trim. | 99.49% | 1.13 | \$ 43,603.35 | 101.90 | 3.78% |
| Ciudad de Buenos Aires 2028 | BDC28 | 22-feb-28 | 100.00% | 106.18 | 60.98% | 50.56% | 23-may-22 | Badlar + 375pbs | Trim. | 96.15% | 1.68 | \$ 13,262.47 | 104.75 | 1.37% |
| Provincia de Buenos Aires 2022 | PBY22 | 31-may-22 | 100.00% | 109.95 | 44.27% | 38.38% | 31-may-22 | Badlar + 383pbs | Trim. | 100.18% | 0.03 | \$ 15,182.42 | 107.65 | 2.14% |
| Provincia de Buenos Aires 2025 | PBA25 | 12-abr-25 | 100.00% | 99.95 | 62.02% | 51.29% | 12-jul-22 | Badlar + 375pbs | Trim. | 95.57% | 1.43 | \$ 30,000.00 | 98.81 | 1.15% |
| Dollar Linked | | | | | | | | | | | | | | |
| Bote vinculado al Dólar 11/2022 | T2V2 | 30-nov-22 | 100.00% | 12,225.00 | -6.84% | -6.97% | 30-may-22 | 0.20% | Sem. | 104.01% | 0.56 | \$ 1,614.00 | 12,498.72 | -2.19% |
| Bote vinculado al Dólar 04/2023 | TV23 | 28-abr-23 | 100.00% | 12,310.00 | -4.56% | -4.61% | 28-oct-22 | 0.30% | Sem. | 104.81% | 0.97 | \$ 2,222.00 | 12,742.28 | -3.39% |
| Bote vinculado al Dólar 04/2024 | TV24 | 30-abr-24 | 100.00% | 11,435.75 | 1.79% | 1.78% | 30-oct-22 | 0.40% | Sem. | 97.35% | 1.93 | \$ 1,183.00 | 11,612.44 | -1.52% |

| | |
|---------------|----------|
| Dólar | 117.4300 |
| Euro | 1.0411 |
| Tasa Ref. | 49.0000% |
| Badlar Priv. | 44.6250% |
| Libor 90 días | 1.4113% |
| CER | 46.9130 |
| IPC Abr. | 6.0% |





DISCLAIMER

Este informe ha sido elaborado a título informativo. El presente NO debe ser tomado como una recomendación o instrucción, y no reviste carácter de ofertas de productos y/o servicios ni solicitud de orden de compra y/o venta. Banco CMF S.A. no será responsable por ningún error y/u omisión del contenido.